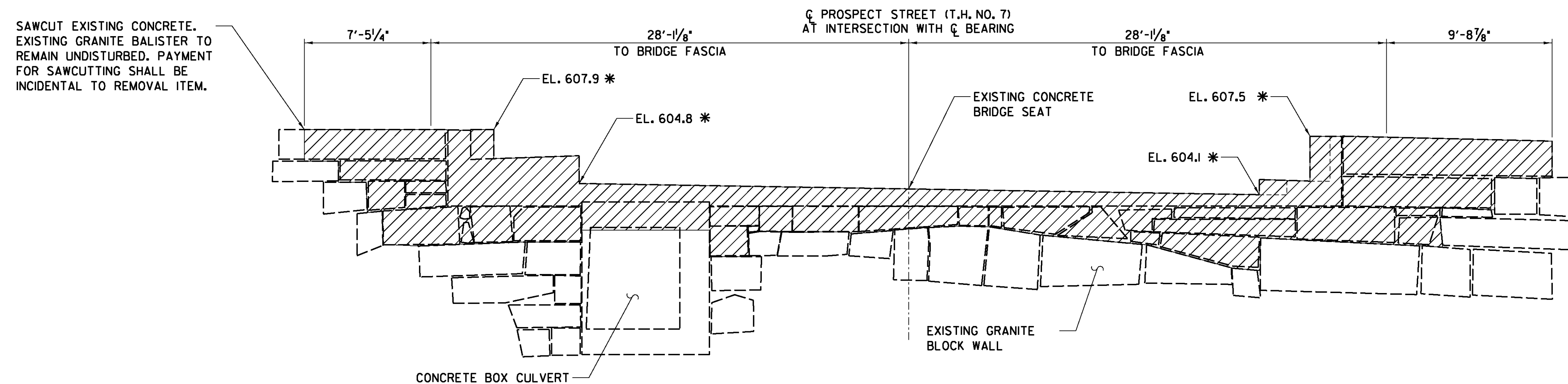


ABUTMENT NO. 1 - ELEVATION

SCALE 1/4" = 1'-0"
 1 0 2 4 6

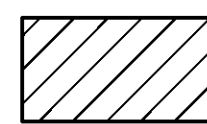


ABUTMENT NO. 2 - ELEVATION

SCALE 1/4" = 1'-0"
 1 0 2 4 6

NOTES

1. EXISTING GRANITE BLOCKS AND JOINTS ARE SHOWN FOR ILLUSTRATIVE PURPOSES ONLY. THE DIMENSIONS AND ELEVATIONS ARE NOT BASED ON FIELD SURVEY. THE CONTRACTOR SHALL TAKE FIELD MEASUREMENTS TO DETERMINE AND CONFIRM THE EXTENTS OF GRANITE BLOCK REMOVAL.
2. EXISTING CONCRETE AND GRANITE BLOCKS SHALL BE REMOVED TO PROVIDE FOR A MINIMUM OF 24" OF NEW CONCRETE BELOW THE PROPOSED BRIDGE SEAT ELEVATIONS. REMOVAL SHALL BE PAID FOR UNDER ITEM 529.20 "PARTIAL REMOVAL OF STRUCTURE".
3. THE LIMITS OF GRANITE BLOCK REMOVAL SHALL BE MARKED BY THE CONTRACTOR AND APPROVED BY THE RESIDENT ENGINEER PRIOR TO THE ACTUAL REMOVAL OF THE BLOCKS.
4. AT ABUTMENT NO. 2 THE TOP OF CONCRETE BOX CULVERT SHALL BE REMOVED TO THE VERTICAL PLANE OF THE BACK OF THE CURTAIN WALL. REMOVAL SHALL BE PAID FOR UNDER ITEM 529.20 "PARTIAL REMOVAL OF STRUCTURE".
5. ALL VERTICAL REINFORCING STEEL IN THE WALLS OF THE BOX CULVERT AND LONGITUDINAL REINFORCING STEEL IN THE TOP OF THE BOX CULVERT SHALL BE RETAINED IN PLACE.
6. BOTH EXISTING GRANITE BLOCK ABUTMENTS CONTAIN SEVERAL SIGNIFICANT VOIDS. ALL VOIDS GREATER THAN 1-INCH IN WIDTH, WITHIN THE LIMITS OF THE ABUTMENT TO REMAIN, SHALL BE REPAIRED. THE LIMITS OF THIS WORK SHALL BE HORIZONTALLY BETWEEN THE DRIP NOTCHES OF THE PROPOSED SUPERSTRUCTURE AND VERTICALLY FROM THE BOTTOM OF THE NEW ABUTMENT CAP TO THE TOP OF THE CONCRETE PAD AT THE BASE OF THE GRANITE BLOCKS. ALL WORK REQUIRED FOR THESE REPAIRS SHALL BE PAID FOR UNDER ITEM 602.30, "REPOINTING MASONRY".

 APPROXIMATE AREA OF MINIMUM ABUTMENT REMOVAL

* APPROXIMATE ELEVATION

**STATE OF VERMONT
 AGENCY OF TRANSPORTATION**

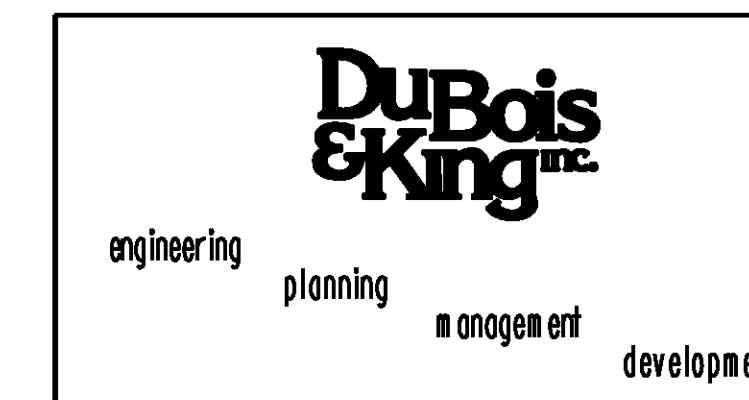
Town Of	BARRE CITY	Bridge No.	7
Highway No.	PROSPECT ST.	Log Sta.	
		Surv. Sta.	

**PROSPECT ST. OVER STEVENS BRANCH
 ABUTMENT MODIFICATIONS - DEMOLITION**

Designed By	A.P. GUYETTE	Drawn By	A.P. GUYETTE
Checked By	Date	Bridge Design Supervisor	Date
E. P. DETRICK	1/09	J. W. TUCKER	1/09

PROJECT	BARRE CITY	PROJECT NO.	BHF 6000 (15) S
---------	------------	-------------	-----------------

I.G.C. info.	Bridge Sheet No.	Sheet 33 of 56
--------------	------------------	----------------



PLOTTED 2/2/2009