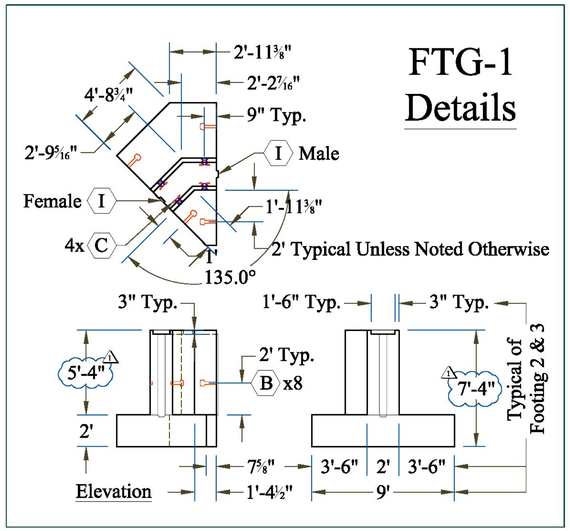

FTG-1 Details

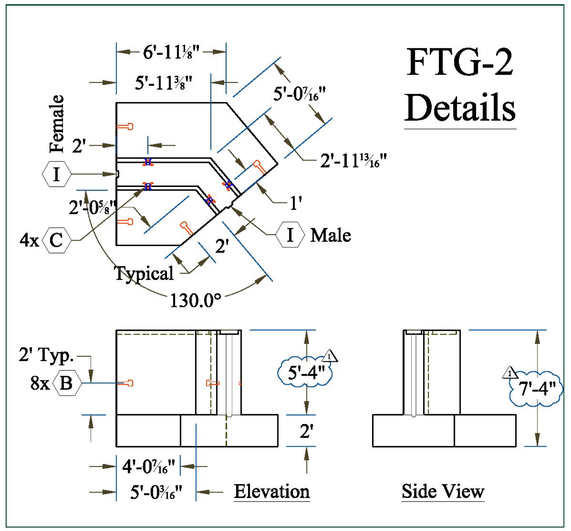

FTG-2 Details

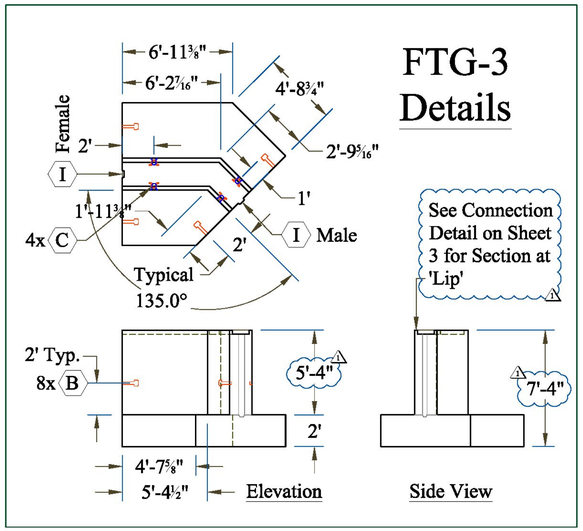

FTG-3 Details

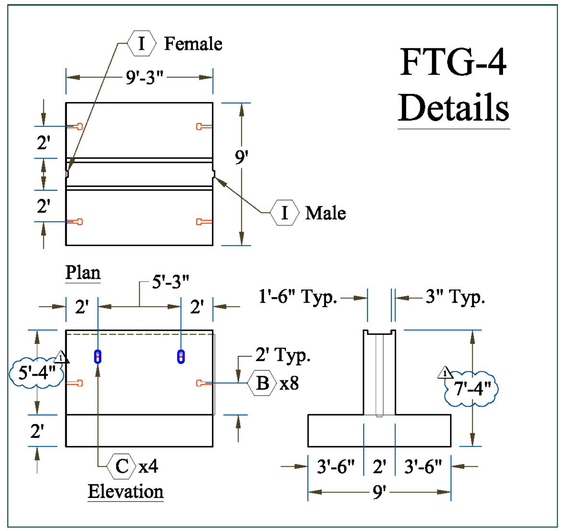

FTG-4 Details

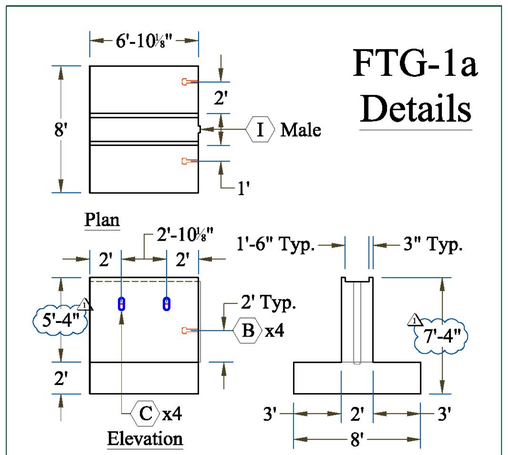

FTG-1a Details

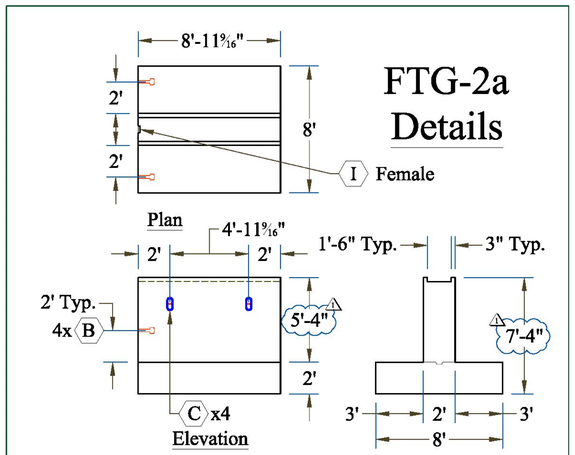

FTG-2a Details

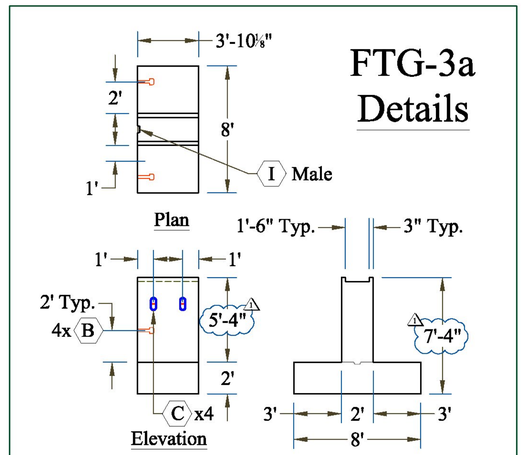

FTG-3a Details

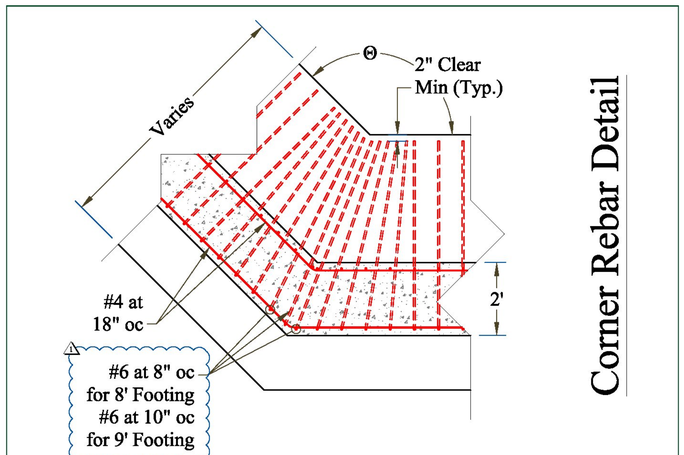

Corner Rebar Detail

Note: All Footing Lifting Devices Located in the Vertical Wall 2' Down From the Top of Footing (3'-8" Up From Top of Toe/Heel)

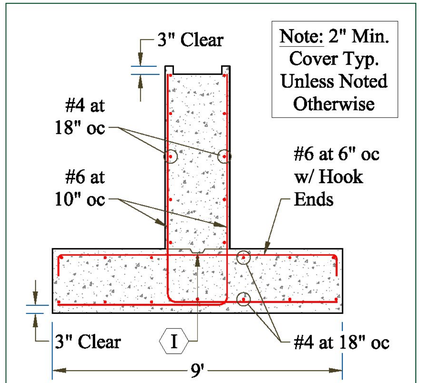

Note: 2" Min. Cover Typ. Unless Noted Otherwise

FTG Rebar
At Rigid Frame

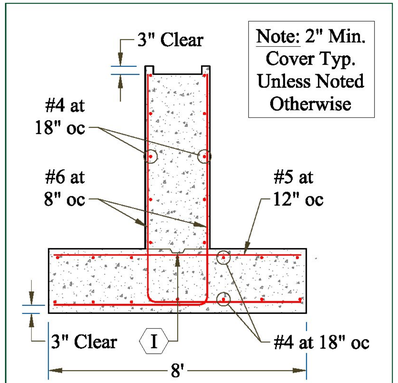

Note: 2" Min. Cover Typ. Unless Noted Otherwise

FTG Rebar
At Rigid Frame

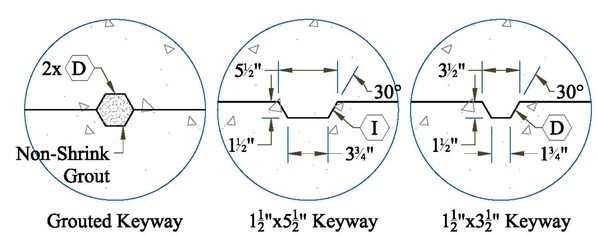

Keyway Details

Vermont Agency of Transportation
RECEIVED
CK'D BY RMK OK'D BY
June 25, 2013
RESUBMIT NO Approved
BY JTS DATE 6-26-2013

1 06/24/13 - Modified Per State Review

CONTRACTORS VTSPE:

STATE OF VERMONT DAVID W. BOEHM No. 3581 PROFESSIONAL ENGINEER

PRECAST CONCRETE RIGID FRAME SHOP DRAWINGS (SDI JOB# 13429)		CONTRACTOR: B.U.R. CONSTRUCTION CLAREMONT, NH 03743 Ph: (603) 542-2801	FABRICATOR: 193 INDUSTRIAL AVE. WILLISTON, VT 05495 Ph: (802) 658-0201
SUPERVISOR: M. WHEELER	PROJECT NAME: WOODSTOCK		
DETAILER: C. DUPLANTIS	PROJECT #: BRO 1444 (55)		
CHECKER: M. WHEELER	LOCATION: WOODSTOCK, VT		
ENGINEER: ENGINEERING VENTURES	BRIDGE: #23 ON TOWN HWY 6	05/30/13	FOOTING & DEAD MAN DETAILS & SECTIONS

SD Ireland Precast Division