NOTES:
1. **DIMENSIONS TO BEAM FASCIA ARE SHOWN FOR 3'-11½" WIDE INTERIOR BEAMS. FOR DIMENSIONS TO BEAM FASCIA FOR 3'-11½" WIDE EXTERIOR BEAMS SEE DETAILS 2 AND 3 ON SHEET 2.
2. #4 ⊂ SUPPORT BARS (B409E) ARE FOR BEAMS RB-01 AND RB-03 ON THE SIDE OF THE EXTERIOR FASCIA ONLY.

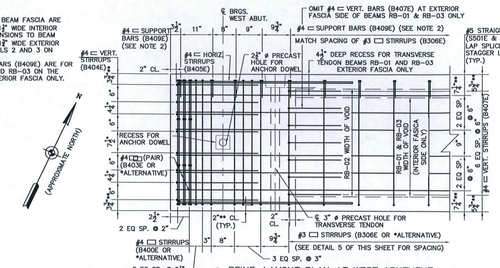

1 REINF. LAYOUT PLAN AT WEST ABUTMENT
NOTE: REINF. LAYOUT PLAN AT EAST ABUTMENT SIMILAR
SCALE: 1" = 1'-0"

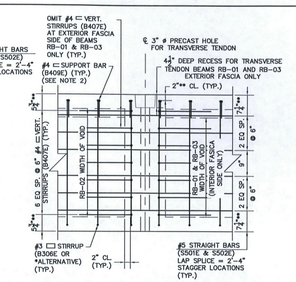

2 REINF. LAYOUT PLAN AT INTERNAL DIAPHRAGM
SCALE: 1" = 1'-0"

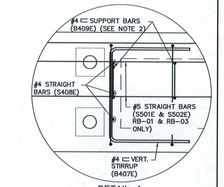

DETAIL A
SCALE: 1½" = 1'-0"

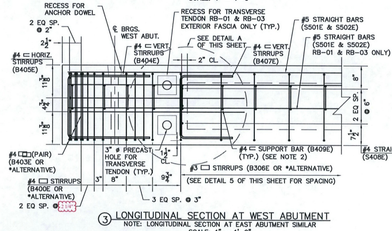

3 LONGITUDINAL SECTION AT WEST ABUTMENT
NOTE: LONGITUDINAL SECTION AT EAST ABUTMENT SIMILAR
SCALE: 1" = 1'-0"

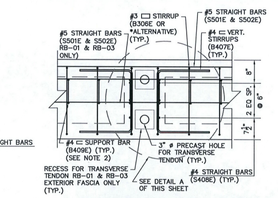

4 LONGITUDINAL SECTION AT INTERNAL DIAPHRAGM
SCALE: 1" = 1'-0"

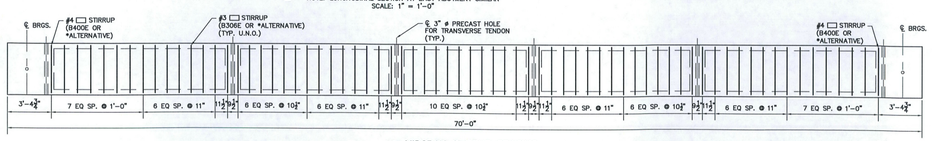

5 MIDSPAN STIRRUP SPACING
SCALE: ½" = 1'-0"

Vermont Agency of Transportation
RECEIVED
CK'D BY Timothy Fitbach OK'D BY KMH
3:26 pm, Jul 21, 2010
RESUBMIT BY KMH APPROVED AS NOTED DATE 7-23-2010

Hoyle, Tanner & Associates, Inc.
125 College Street, 4th Floor Burlington, VT 05401
Tel: (802)860-1331 • Fax: (802)860-6499 • www.hoyletanner.com

© Copyright 2010 Hoyle, Tanner & Associates, Inc.

DRAWN BY: AAS DATE: JULY 2010
CHECKED BY: TJW PROJECT NO: 1444(36)

W.H.E. DAILEY INC.
IMPORT ROAD SUTTON, VT 05860
PRECAST CONCRETE PRODUCTS
TEL: (802) 467-3418 FAX: (802) 467-3179

BRAINTREE, VT
T.H. 23 CLASS III
BRIDGE #12

PROJECT NO.: BRO 1444 (36)

SHEET 3 OF 5

034 Bar Beam