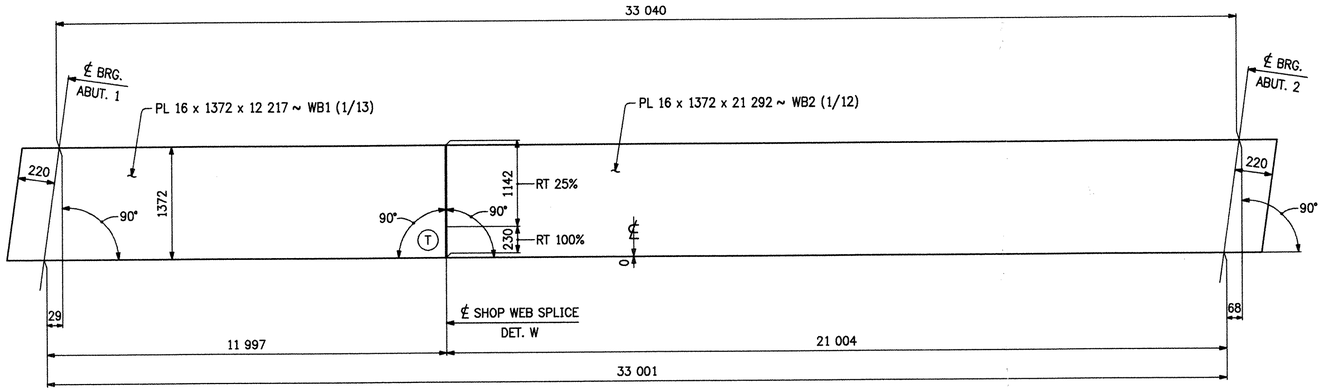


CAMBER DIAGRAM FOR ~ 4G4A

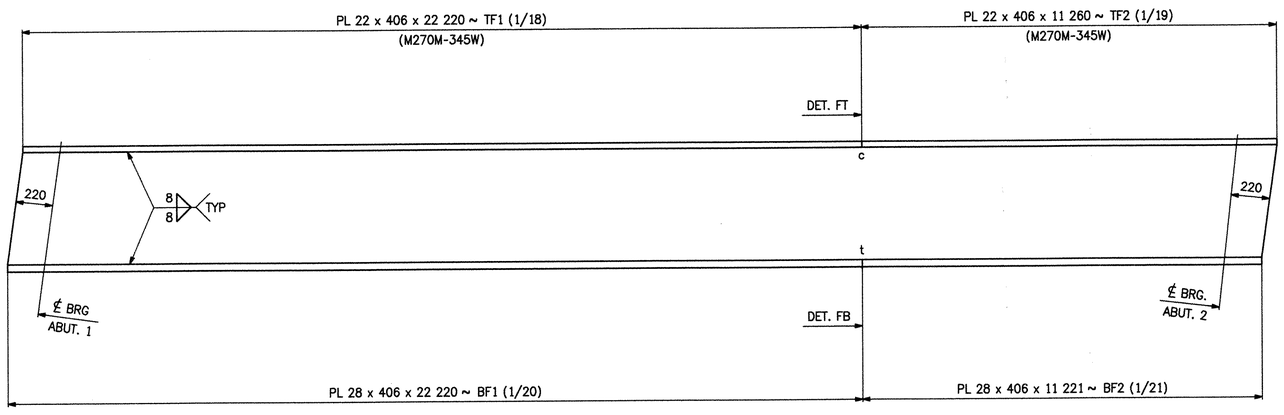


FLANGE DIAGRAM FOR ~ 4G4A

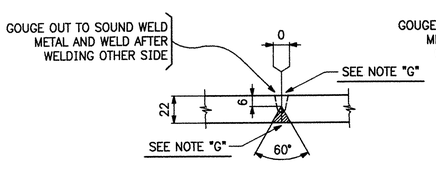


DET. FT
(B-L2c-S)

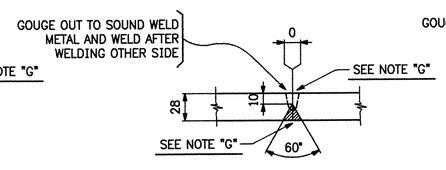


DET. FB
(B-L2c-S)

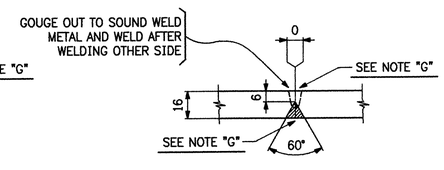


DET. W
(B-L2c-S)

## NOTE "G"

GRIND THE WELDS SMOOTH IN THE AREAS TO BE TESTED AND FOR THE FULL DEPTH OF WEB. ALL OTHER WELDS MAY HAVE A MAXIMUM REINFORCEMENT OF 3mm ($\frac{1}{8}$).

## NOTES:

1. MATERIAL TO BE M270M-345WT2 (UN).
2. FOR GENERAL NOTES SEE SHT. GN1
3. THE LETTERS "t" & "c" AT FLANGE SPLICES INDICATE TENSION AND COMPRESSION SPLICES RESPECTIVELY.
4. (T) DENOTES TENSION AREA AT WEB SPLICE.

RECEIVED
CK'D BY_____ CK'D BY WAS
MAY 18 2006
RESUBMIT_____ APPROVED ✓
BY VK SH DATE 6/9/06

| REV. | DATE | DESCRIPTION |
|---|---|---|
| | | |
| | | |
| | | |
| | | |
| 1 | | |

| QTY. | DATE | ISSUED TO | FOR |
|---|---|---|---|
| | | | |
| | | | |
| | | | |
| 8 | 5/15/06 | F W Whitcomb | Approval |

EBLLC

EASTERN BRIDGE LLC
RURAL RTE 2, BOX 302
CLAREMONT, NH 03743
603-542-5202

| | |
|---|---|
| PROJECT: | T.H.1 OVER MENDON BROOK (BRIDGE NO. 3) |
| LOCATION: | TOWN OF MENDON, COUNTY OF RUTLAND |
| ENGINEER: | STATE OF VERMONT AGENCY OF TRANSPORTATION |
| CUSTOMER: | FRANK W WHITCOMB CONSTRUCTION |
| DRAWING TITLE: | WEB CAMBER & FLANGE DIAGRAMS |
| DRAWN BY: MAY 4-13-06 | JOB NUMBER: 6085 |
| CHECKED BY: FM 5-1-06 | SHEET NUMBER: WC4 |

826-4 110 SS WC826D

Sheet WC4 - Plotted: 05/04/2006 @ 10:34 (FIELDTEEN)