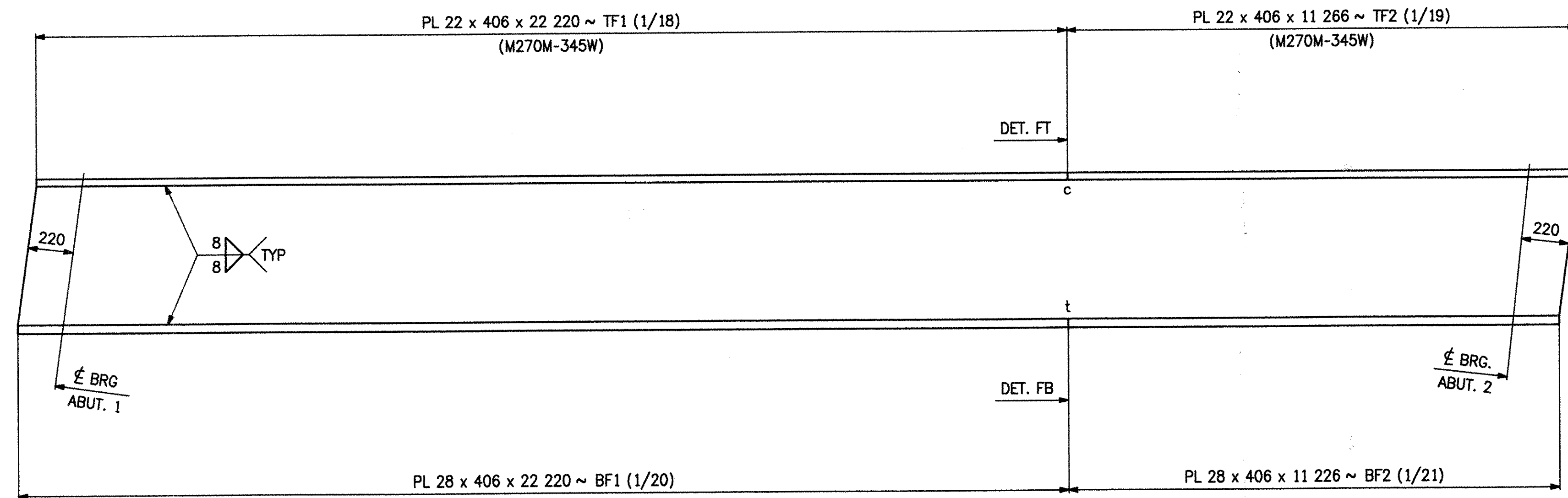
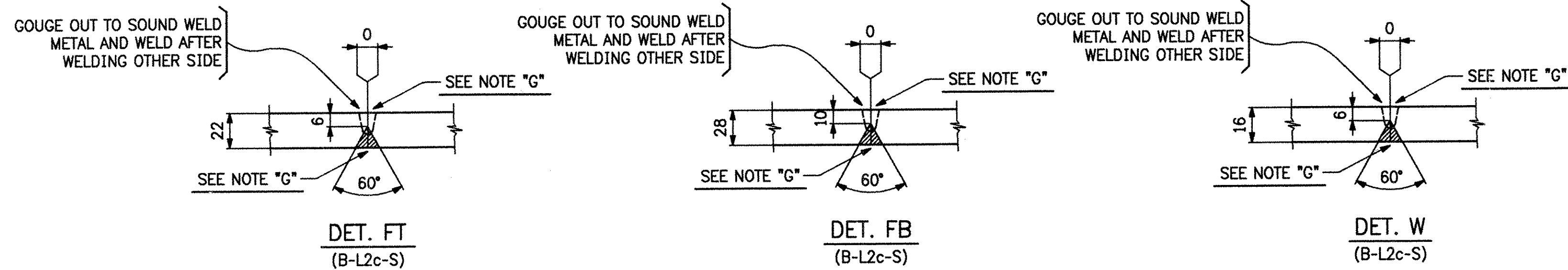


CAMBER DIAGRAM FOR ~ 1G1A



FLANGE DIAGRAM FOR ~ 1G1A




**NOTE "G"**  
GRIND THE WELDS SMOOTH IN THE AREAS TO BE TESTED AND FOR THE FULL DEPTH OF WEB. ALL OTHER WELDS MAY HAVE A MAXIMUM REINFORCEMENT OF 3mm ( $\frac{1}{8}$ ).

**NOTES:**

1. MATERIAL TO BE M270M-345WT2 (UN).
2. FOR GENERAL NOTES SEE SHT. GN1
3. THE LETTERS "t" & "c" AT FLANGE SPLICES INDICATE TENSION AND COMPRESSION SPLICES RESPECTIVELY.
4. (T) DENOTES TENSION AREA AT WEB SPLICE.

RECEIVED  
OK'D BY: *WJ* OK'D BY: \_\_\_\_\_  
MAY 18 2006  
RESUBMIT: \_\_\_\_\_ APPROVED: *[Signature]*  
BY: *WJ* DATE: *6/19/06*

REV.	DATE	DESCRIPTION	QTY.	DATE	ISSUED TO	FOR
1			8	5/18/06	F W Whitcomb	Approval



**EASTERN BRIDGE LLC**  
RURAL RTE 2, BOX 302  
CLAREMONT, NH 03743  
603-542-5202

PROJECT:	T.H.1 OVER MENDON BROOK (BRIDGE NO. 3)
LOCATION:	TOWN OF MENDON, COUNTY OF RUTLAND
ENGINEER:	STATE OF VERMONT AGENCY OF TRANSPORTATION
CUSTOMER:	FRANK W WHITCOMB CONSTRUCTION
DRAWING TITLE:	WEB CAMBER & FLANGE DIAGRAMS
DRAWN BY:	MAY 4-13-06
CHECKED BY:	FM 5-1-06
JOB NUMBER:	6085
SHEET NUMBER:	WC1