

### SILT FENCE

#### APPLICATION NOTES:

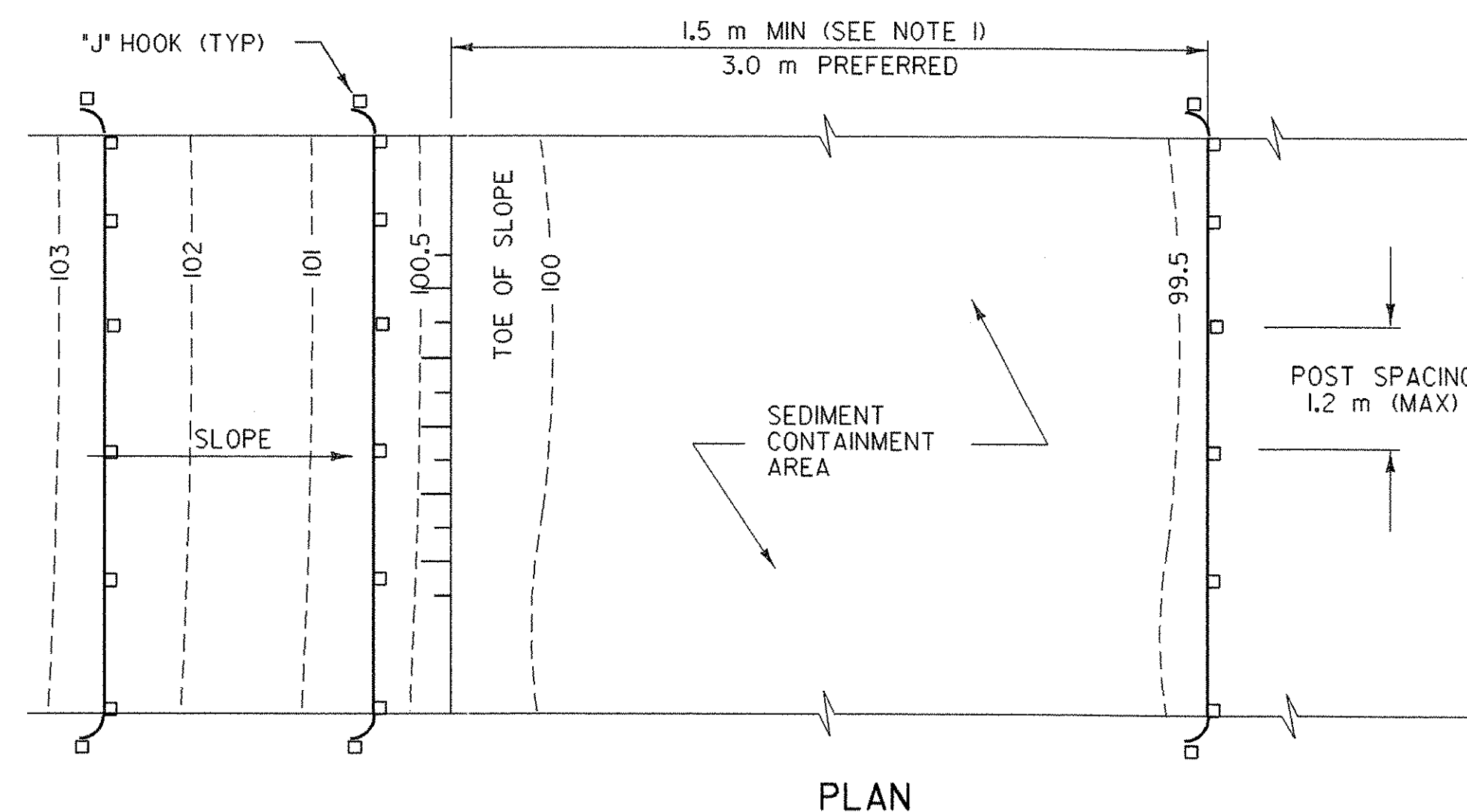
- A. THE PRIMARY PURPOSE OF SILT FENCE IS TO REDUCE RUNOFF VELOCITY AND TRAP SEDIMENT. VELOCITY IS REDUCED, WATER IS IMPOUNDED BEHIND THE MEASURE, AND SEDIMENT FALLS OUT OF SUSPENSION.
- B. SILT FENCE SHALL BE INSTALLED ON A LINE OF EQUAL ELEVATION (CONTOUR). IT MAY BE INSTALLED AT INTERMEDIATE POINTS UP SLOPES AS WELL AS AT THE BOTTOM, AS SHOWN IN THE DETAIL.
- C. SILT FENCE SHALL NOT BE USED ACROSS CONCENTRATED FLOW.

#### GENERAL NOTES:

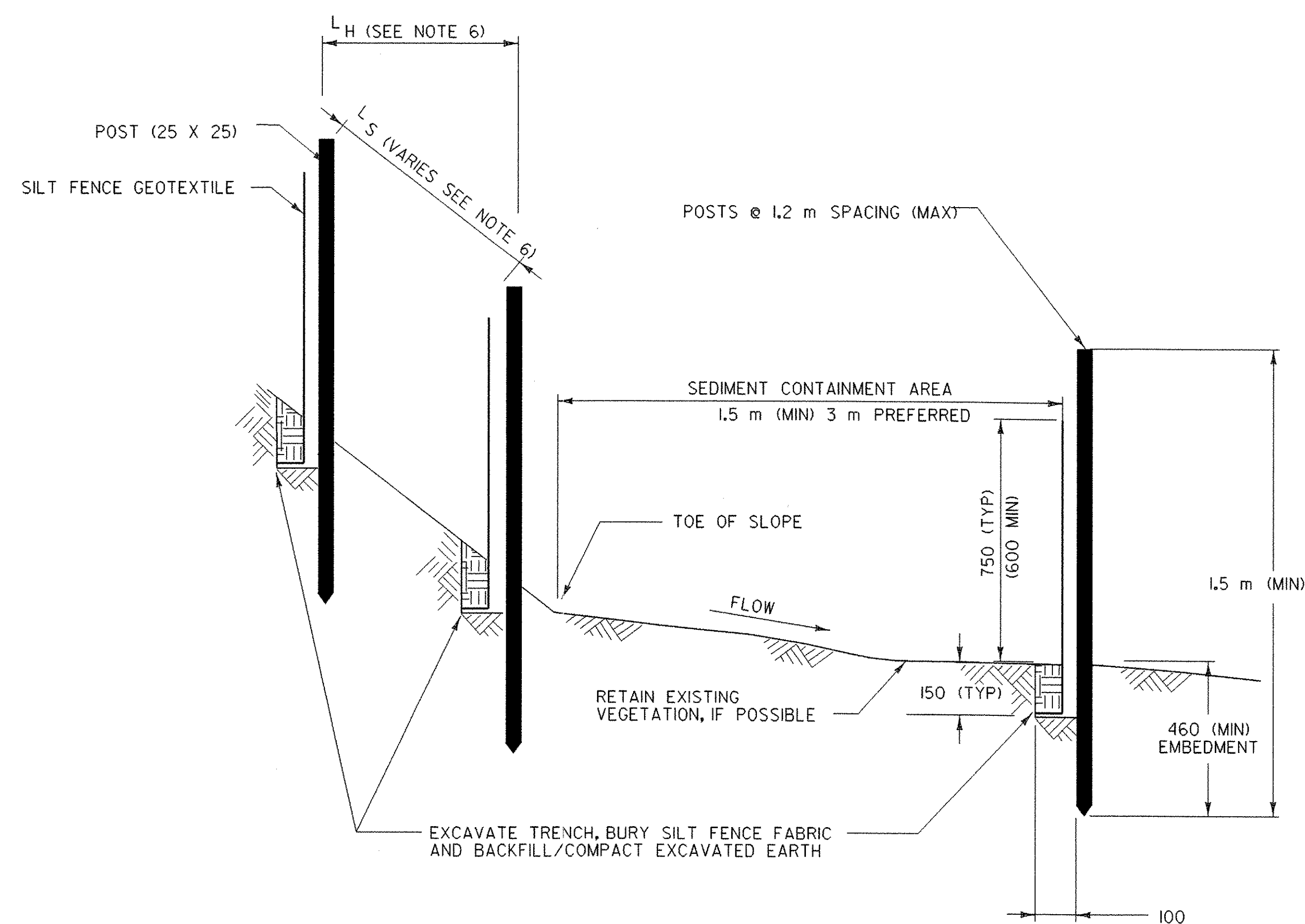
1. SILT FENCE SHALL GENERALLY BE PLACED A MINIMUM OF 1.5 m BEYOND TOE OF SLOPE, 3 m PREFERRED, TO PROVIDE ADEQUATE AREA FOR SEDIMENT STORAGE AND FACILITATE MAINTENANCE OF SEDIMENT CONTAINMENT AREA.
2. ALL ENDS SHALL BE "J" HOOKED TO TRAP SEDIMENT.
3. IN AREAS WITH TWO SLOPES, SILT FENCE SHALL BE USED TO ERECT A DAM AND TRAP SEDIMENT AT THE BASE OF THE STEEPER SLOPE.
4. THE BOTTOM EDGE OF SILT FENCE SHALL BE BURIED A MINIMUM OF 150 mm BELOW GROUND, AND KEYED IN 100 mm. THE FENCE SHALL BE INSTALLED WITH THE POSTS ON THE DOWNSTREAM SIDE OF THE FABRIC.
5. MAXIMUM DRAINAGE AREA TRIBUTARY TO 30 m OF SILT FENCE SHALL BE 0.1 Ha.
6. THE FOLLOWING ARE MAXIMUM SLOPE LENGTHS FOR THESE MEASURES:

CONSTRUCTED SLOPE	SLOPE LENGTH (LS) m	HORIZONTAL LENGTH (LH) m
3 : 1	25	24
4 : 1	40	39
5 : 1	60	60
> 5 : 1	80	80

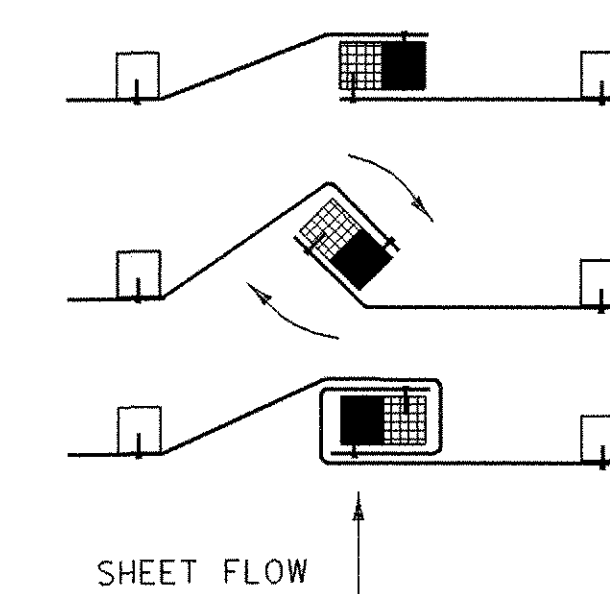
7. MEASURES SHALL BE INSPECTED EVERY SEVEN (7) CALENDAR DAYS AND WITHIN 24 HOURS OF A STORM EVENT GREAT ENOUGH TO CAUSE WATER TO LEAVE THE CONSTRUCTION SITE.
8. MEASURES SHALL BE CLEANED AND REPAIRED AS NEEDED. SEDIMENT SHALL BE REMOVED WHEN ACCUMULATION REACHES ONE-HALF OF THE MEASURE HEIGHT. SEDIMENT SHALL BE DISPOSED OF AS UNSUITABLE MATERIAL.
9. SILT FENCE SHALL BE REMOVED WHEN THE AREA HAS BEEN STABILIZED. AT TIME OF REMOVAL OF THE SILT FENCE, THE DISTURBED AREA SHALL BE REPAIRED AND STABILIZED.
10. PAYMENT FOR INSTALLATION AND REMOVAL OF SILT FENCE SHALL BE MADE UNDER THE GEOTEXTILE FOR SILT FENCE ITEM.
11. PAYMENT FOR MONITORING SILT FENCE SHALL BE MADE UNDER THE MONITORING EROSION PREVENTION & SEDIMENT CONTROL PLAN ITEM.
12. PAYMENT FOR MAINTAINING SILT FENCE SHALL BE MADE UNDER THE MAINTENANCE OF EROSION PREVENTION & SEDIMENT CONTROL PLAN ITEM, UNLESS MAINTENANCE IS REQUIRED DUE TO POOR INSTALLATION PRACTICES.



PLAN



SECTION  
SILT FENCE - TEMPORARY



1. PLACE THE END POST OF ONE FENCE INSIDE THE END POST OF THE OTHER FENCE.
2. ROTATE BOTH POSTS AT LEAST 180 DEGREES IN A CLOCKWISE DIRECTION TO CREATE A TIGHT SEAL WITH THE FABRIC MATERIAL.
3. DRIVE BOTH POSTS 18 INCHES INTO THE GROUND AND BURY THE FLAP IN THE TRENCH.

SPlicing DETAIL

EROSION CONTROL DETAILS SILT FENCE		
SHEET NAME:		
PROJECT NAME:	LEICESTER	HIGHWAY NO.: FAS 0160
PROJECT NUMBER:	BRF 0160(3)S	BRIDGE NO.: 6
		OVER: OTTER CREEK
FILE NAME:	95j288\structures\sj288ecd.dgn	
PLOT DATE:	17-AUG-2005	
PROJECT MANAGER:	R. R. WHITCOMB	DRAWN BY: VAOT
DESIGNED BY:	C. CARLSON	IPARM NAME: sj288ecd.l
BRIDGE SHEET NUMBER:		SHEET 31 OF 90