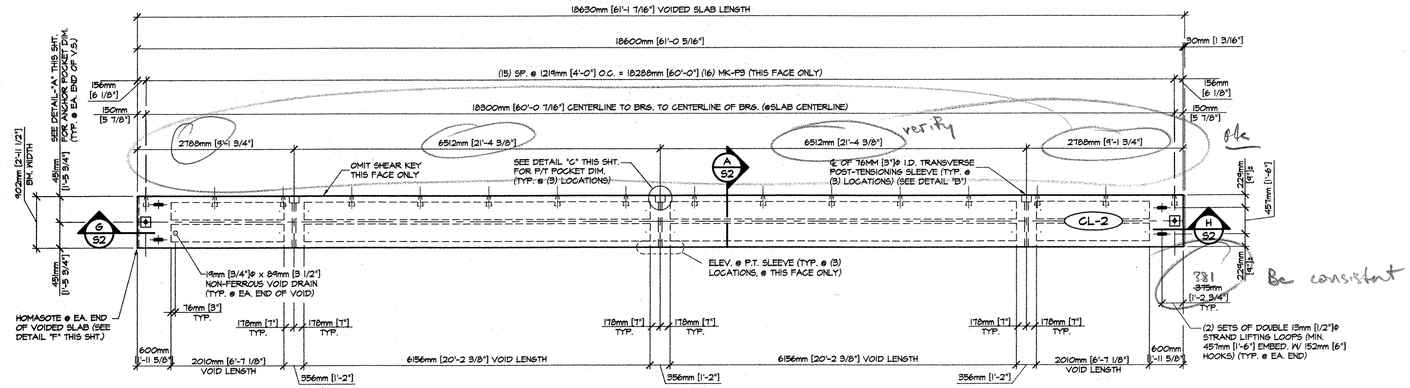

1/S2 DIMENSIONAL PLAN VIEW IN FORM
1:50

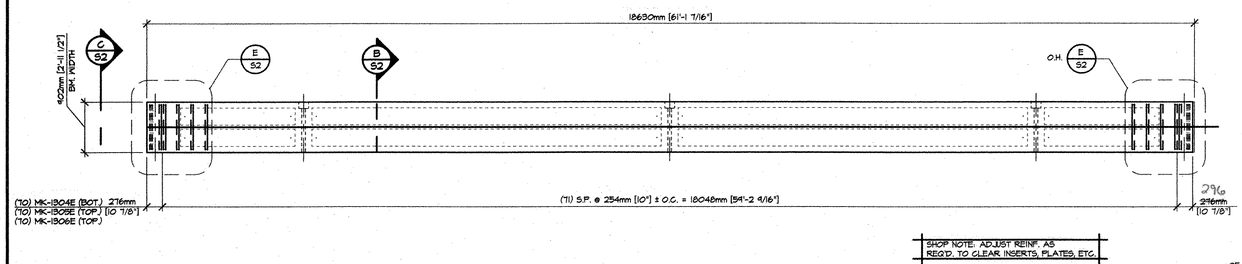

SHOP NOTE: ADJUST REINF. AS REQ'D. TO CLEAR INSERTS, PLATES, ETC.

2/S2 REINFORCING PLAN VIEW IN FORM
1:50

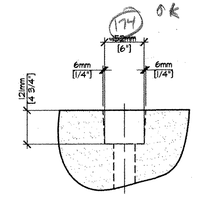

DETAIL - "C"
1:10

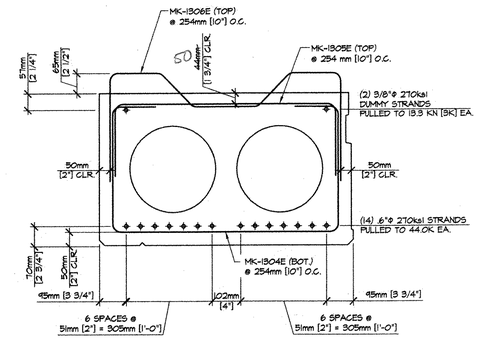

B/S2 REINFORCING SECTION
1:10

TOTAL (14) 15.25mm [6"]Ø x 1860 MPa [270KSI] STRANDS PULLED TO 195.5 KN [44.0 K] EA.

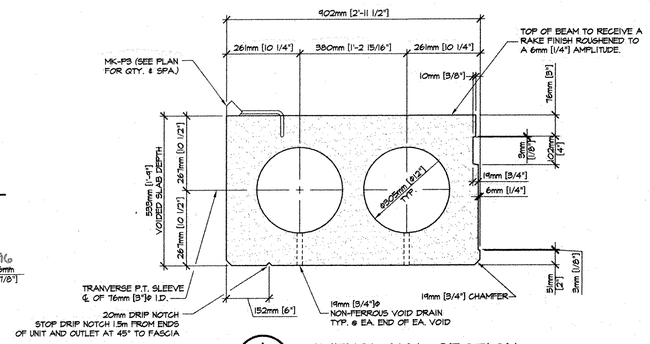

A/S2 DIMENSIONAL SECTION
1:10

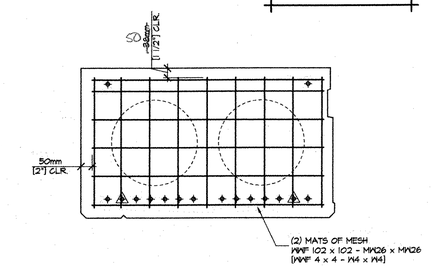

C/S2 END BLOCK REINF. SECTION
1:10

△ DENOTES STRAIGHT STRANDS TO BE FULLY TENSIONED TO 195.5 kN [44.0 K] AND DEBONDED 1850mm [6'-0 3/16"] FROM EA. END 1250

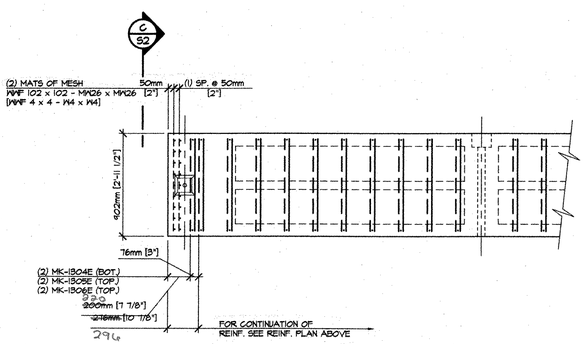

E/S2 END BLOCK REINF. PLAN

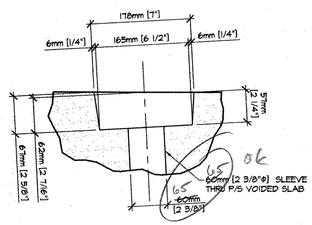

DETAIL - "A"
1:5

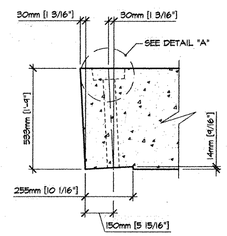

G/S2 END SECTION
1:15

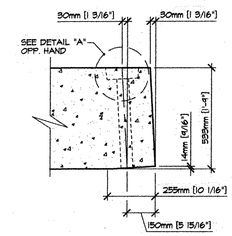

H/S2 END SECTION
1:15

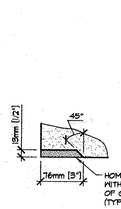

DETAIL - "F"
1:5

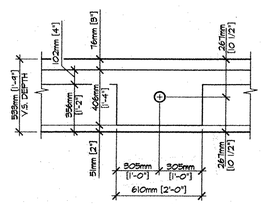

DETAIL - "B"
1:20

1 2

3 5 7 9 11 13 14 12 10 8 6 4

DETENSIONING SCHEDULE
N.T.S.

MARK: CL-2	QTY: 1	WT.: 16,293 kg [17.96 T]	VOL.: 6.78 m³ [8.87 cy]
MARK:	QTY:	WT.:	VOL.:

MATERIAL LIST / VOIDED SLAB

ITEM	MARK	DESCRIPTION	QTY./SLAB	
1	1304E	#13[#4] BENT BAR (EPOXY COATED)	74	
2	1305E	#13[#4] BENT BAR (EPOXY COATED)	74	
3	1306E	#13[#4] BENT BAR (EPOXY COATED)	74	
4		DECK FORM HANGER DAYTON C24 TYPE 4	16	
5		WWF 102 x 102 - MW26 x MW26 [WWF 4 x 4 - W4 x W4]	6	
6				
7		305mm [12"]Ø x 6156mm [20'-2 3/8"] LONG VOID	4	
8		305mm [12"]Ø x 2010mm [6'-7 1/8"] LONG VOID	4	
9				
10		19mm [3/4"]Ø x 114mm [4 1/2"] NON-FERROUS VOID DRAIN	16	
11				
12		DOUBLE 13mm [1/2"]Ø STRAND LIFTING LOOPS	4	

APPROVAL STAMP:

RECEIVED
OK'D BY JMP OK'D BY CWC
MAR 31 2006
RESUBMIT ____ APPROVED As noted
BY CWC DATE 4.6.06

J.P. CARRARA & SONS INC.
Precast & Prestress Manufacturer
2464 OSE STR., MIDDLEBURY, VERMONT 05753 Phone:(802)388-6361 Fax:(802)388-9010

BELDEN COMPANY, INC.
CONTRACTOR
RUTLAND, VERMONT

STATE OF VERMONT A.O.T.
COUNTY OF RUTLAND

TOWN OF CLARENDON - BRIDGE #24
TH 16 OVER CLARENDON RIVER

P/S VOIDED SLAB DETAILS

DATE: MARCH 29, 2006
SCALE: NOTED
CHKD: - DFTM: D.S.S.
JOB NO: 23236-06
DWG. NO: S2
055 PCC