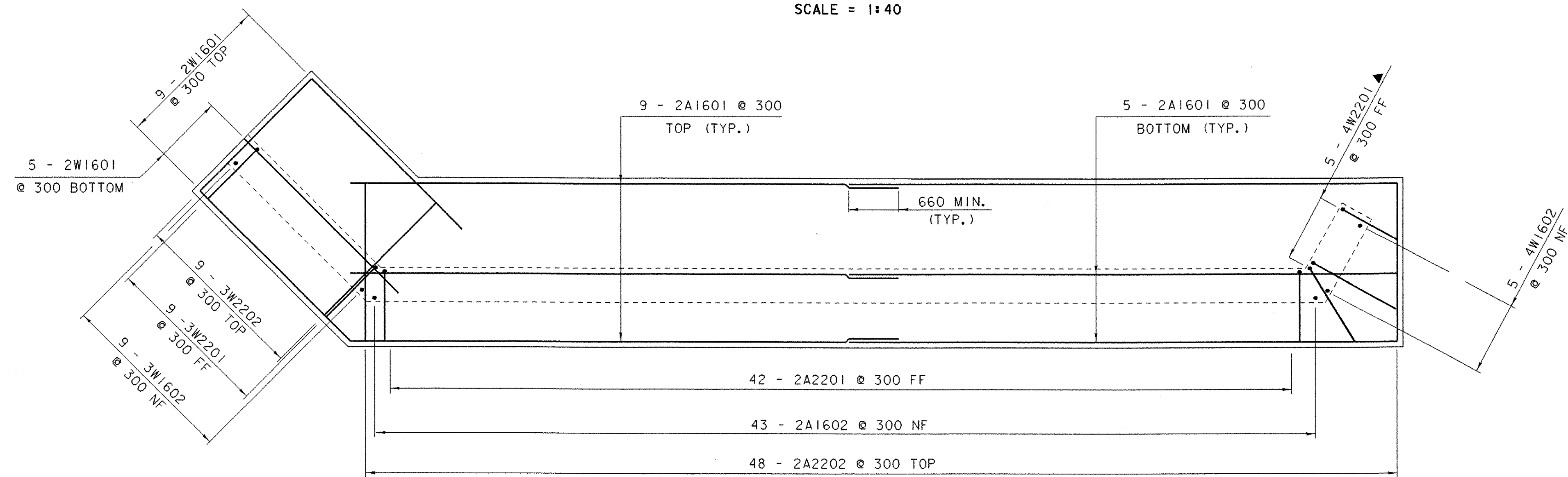
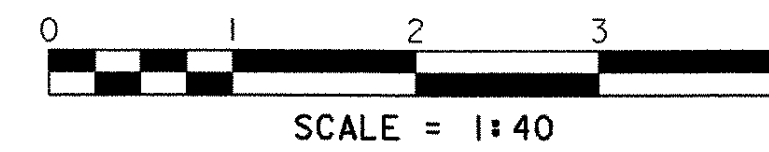
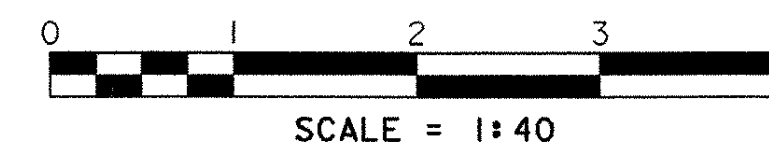


ABUTMENT NO. 1 FOOTING REINFORCING PLAN



ABUTMENT NO. 2 FOOTING REINFORCING PLAN



NOTE:

- NF = NEAR FACE
- FF = FAR FACE
- EF = EACH FACE
- ▲ = CUT TO FIT IN FIELD

80 CLEAR UNLESS OTHERWISE SPECIFIED ON PLANS

**STATE OF VERMONT
AGENCY OF TRANSPORTATION**

Town Of	WEATHERSFIELD	Bridge No.	24
Highway No.	T.H. 32	Log Sta.	
		Surv. Sta.	
T.H. 32 OVER CROWN POINT BROOK			
FOOTING REINFORCING DETAILS			
Designed By	J. LACROIX	Drawn By	J. LACROIX
Checked By	Date	Project Manager	
	T.A.SUMNER 9/10/01	R. WHITCOMB	Date 9/10/01
PROJECT	WEATHERSFIELD	PROJECT NO.	TH3 9514
I.G.C. Info.	str3/95]284/s]284ab.dgn		s]284ftg]
Bridge Sheet No.		Sheet	21 of 31