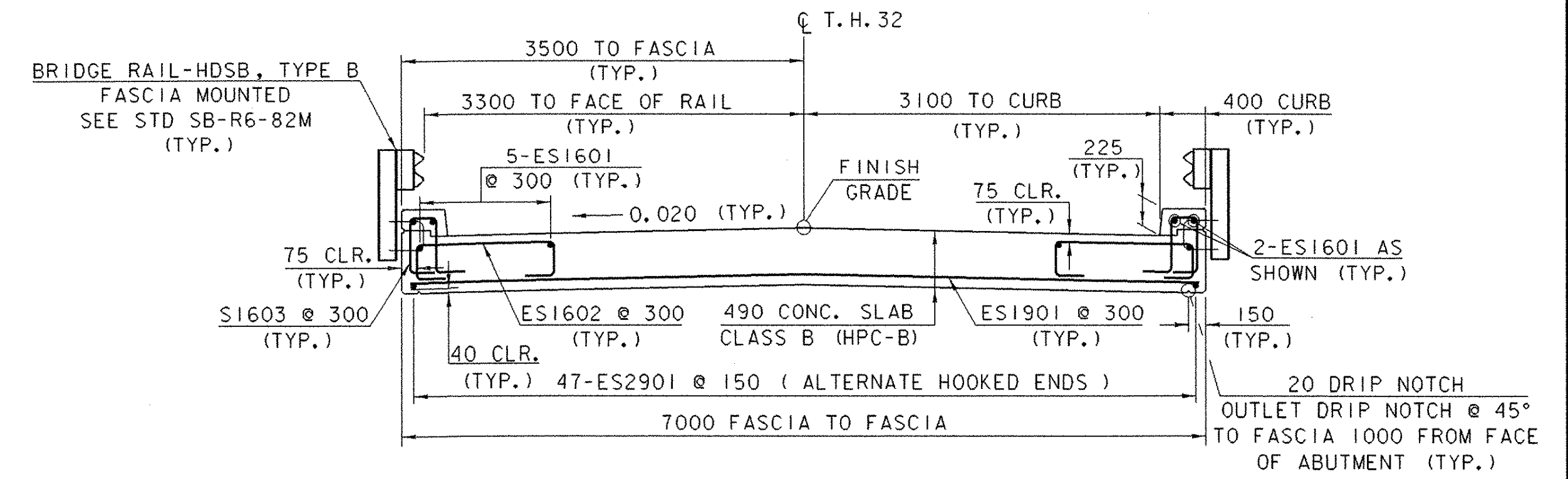
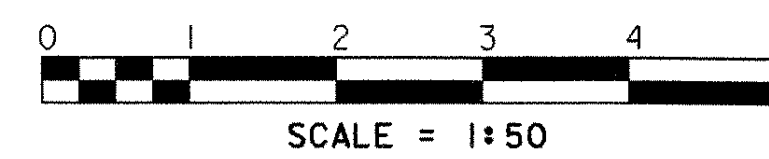
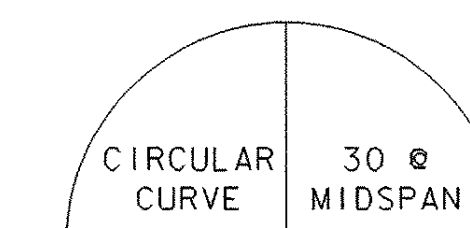
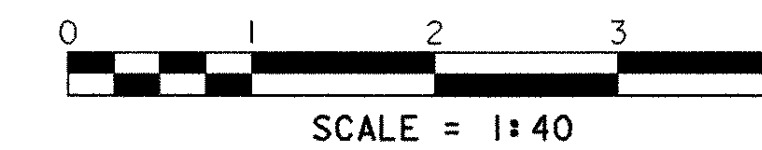


SLAB REINFORCING PLAN



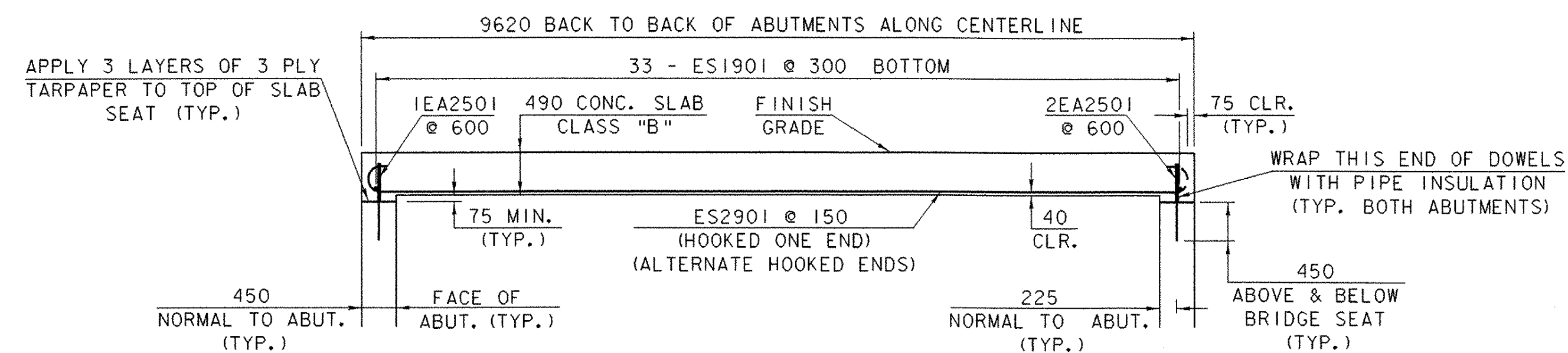
BRIDGE TYPICAL SECTION



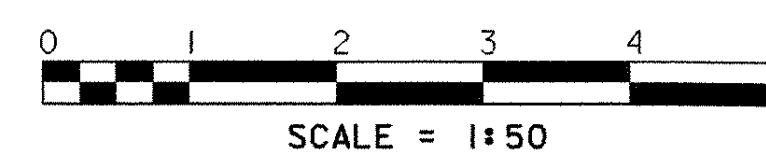
SET CONSTRUCTION FORMS TO THIS CAMBER

CAMBER DIAGRAM

NTS



ELEVATION ALONG CENTERLINE



NOTE:
PAYMENT FOR TARPAPER AND PIPE INSULATION SHALL BE MADE SUBSIDIARY TO ITEM 501.34, "CONCRETE, HIGH PERFORMANCE CLASS B".

STATE OF VERMONT
AGENCY OF TRANSPORTATION

Town Of WEATHERSFIELD Bridge No. 24
Highway No. T.H. 32 Log Sta.
Surv. Sta.

T.H. 32 OVER CROWN POINT BROOK

SLAB DETAILS

Designed By J. LACROIX Drawn By J. LACROIX
Checked By S. SCRIBNER Date 8-21-01 Project Manager R. WHITCOMB Date 8-21-01

PROJECT WEATHERSFIELD PROJECT NO. TH3 9514

I.G.C. Info. str3/951284/s1284slbdgn s1284slb1

Bridge Sheet No. 16 of 31