METRIC 1. ALL DIMENSIONS ARE IN MILLIMETERS UNLESS OTHERWISE NOTED. 2. ALL WEIGHTS ARE IN KILOGRAMS.

FED. ROAD PROJ. NO.	STATE	FED. AID PROJ. NO.
	VT	

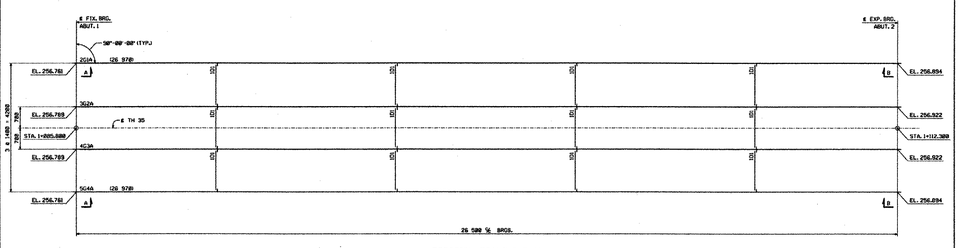

ERECTION FRAMING PLAN

SHIPPING PIECE MARK	WEIGHT EA. (KG)
G1A	6,406
G2A	6,406
G3A	6,406
G4A	6,406

FIELD BOLT SUMMARY

(22 ADDITIONAL BOLTS ADDED + 3 EA.FOR TESTING)

AASHTO M164 TYPE 3 BOLTS WITH HVY. HEX HEAD AND AASHTO M25 GRADE 12H3 HVY. HEX NUT

125 - ¾"Ø HIGH STRENGTH BOLTS x 8"-2¼"

125 HARD. FLAT AASHTO M293 WEATHERING WASHERS FOR ¾"Ø H.S. BOLTS } (RCT)

(RCT) INDICATES ROTATIONAL CAPACITY TESTED BOLTS. DO NOT MIX NUTS, BOLTS AND WASHERS FROM DIFFERENT CONTAINERS UNLESS ALL NUTS, BOLTS AND WASHERS HAVE THE SAME LOT NUMBER.

LOOSE MATERIAL

4 - MISC. END PLATE - MK. M1
4 - MISC. END PLATE - MK. M2

RECEIVED
CK'D BY MH OK'D BY CWC
MAR 17 2006
RESUBMIT ____ APPROVED ____
BY DATE

CONTRACTOR NOTE:
ELEVATIONS ARE GIVEN TO BOTTOM OF STEEL - DO NOT POUR TO FINAL ELEVATIONS WITHOUT VERIFICATION OF BEARING HEIGHTS AND BRIDGE SEATS.

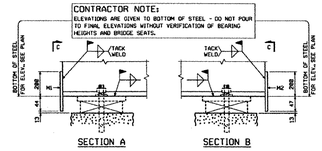

SECTION A SECTION B

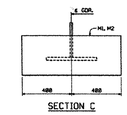

SECTION C

NOTES:

NO CREDIT WILL BE ALLOWED FOR WORK PERFORMED BY OTHERS IN REPLACING OR CORRECTING MATERIALS OR WORKMANSHIP COVERED BY THIS DRAWING UNLESS EXPRESSLY AUTHORIZED BY HIGH STEEL STRUCTURES, INC.

ALL FIELD CONNECTIONS TO BE MADE IN ACCORDANCE WITH THE FIELD BOLT SUMMARY.

ALL DIMENSIONS ARE GIVEN HORIZONTALLY (LL).

DIMENSIONS GIVEN THUS: (26 978) ARE THE SHIPPING LENGTHS OUT TO OUT OF FASCIA GIRDERS.

HIGH STEEL STRUCTURES, INC. DOES NOT SUPPLY SHEAR STUDS, BEARING ASSEMBLIES INCLUDING PADS AND ANCHOR BOLTS AND HOLES OR BOLTS FOR FLOWING BRACKETS.

NOTICE: WEIGHTS OF MEMBERS LISTED ON THESE DRAWINGS ARE ESTIMATED WEIGHTS AND ACTUAL WEIGHTS WILL VARY. HIGH STEEL STRUCTURES, INC. WILL NOT BE RESPONSIBLE FOR ANY ERECTION PROCEDURES, SHIPPING PROCEDURES, ETC. DEVELOPED USING ESTIMATED WEIGHTS AS SHOWN.

ERECTOR NOTE: ALL BOLTS MUST BE LOCATED IN ACCORDANCE WITH THE FIELD BOLT SUMMARY. HIGH STEEL STRUCTURES WILL NOT BE RESPONSIBLE FOR FURNISHING ADDITIONAL BOLTS OR ANY OTHER RELATED COSTS OR DAMAGES RESULTING FROM IMPROPER LOCATION OF BOLTS.

ALL FIELD BOLTS THRU WEB OF FASCIA GIRDERS ARE TO HAVE HEADS TOWARD WEATHER.

THE SHIPPING MARKS SHOWN CONSIST OF THE PREFIX INDICATING THE SHEET NUMBER UPON WHICH THE PIECE IS DETAILED ALONG WITH THE SHIPPING PIECE MARK.

ALL ELEVATIONS AND STATIONS ARE GIVEN IN METERS.

NO.	REVISION	BY	DATE

HIGH STEEL STRUCTURES, INC.
1915 Broadway Street
P.O. Box 1000
Barron, WI 54812-1000
Phone: 715-537-3161
A DIVISION OF PDM STRUCTURES, INC.

ERECTION FRAMING PLAN
RTE. NO. TH 35 BRIDGE NO. 24 OVER PACIFIC BROOK
RTE. NO. TH 35 STA. 1+095.889 TO STA. 1+112.389
TOWN OF MONTGOMERY
FRANKLIN COUNTY, VERMONT
STATE OF VERMONT, AGENCY OF TRANSPORTATION
STATE CONTRACT ID NO. NO. ____ PROJECT NO. BRO 1448 (28)
CONTRACTOR: A.L. ST. ONGE CONTRACTOR, INC.
DRAWN: BRETTHAM (CH) MADE BY: JDC CHK'D BY: MBW DATE: 3/2/06
CONTRACT NUMBER: VT-06001-1 DRAWING NUMBER: E1 OF E2

06155

06001 X1 3/9/06 3/9/06Approval TO:A.L. St. Onge Contractor,