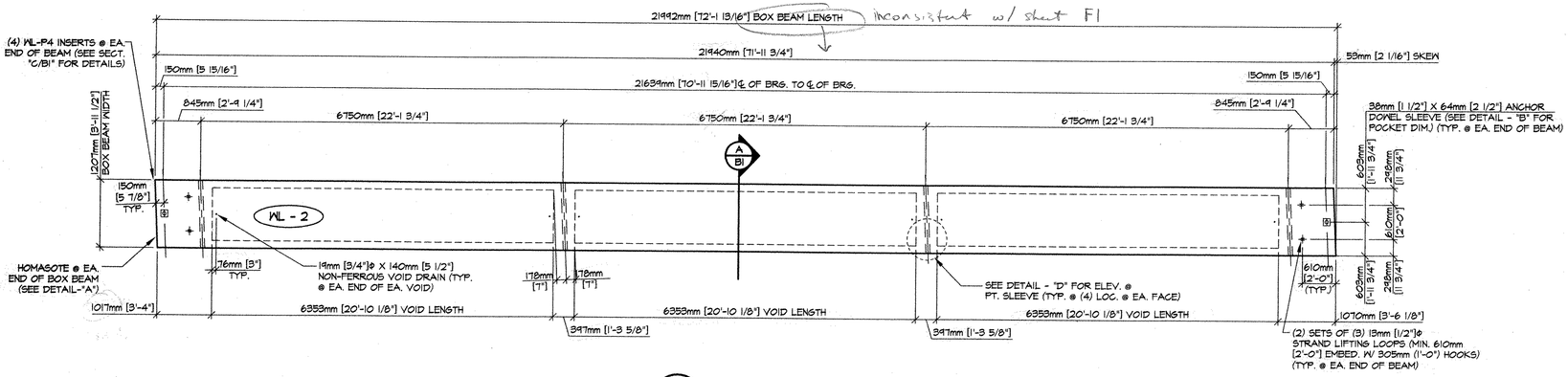

1 / B1 DIMENSIONAL PLAN VIEW IN FORM
1:50

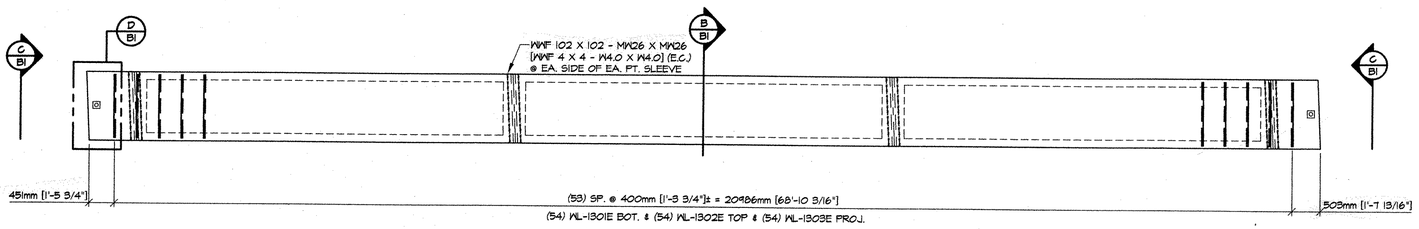

2 / B1 REINFORCING PLAN VIEW IN FORM
1:50

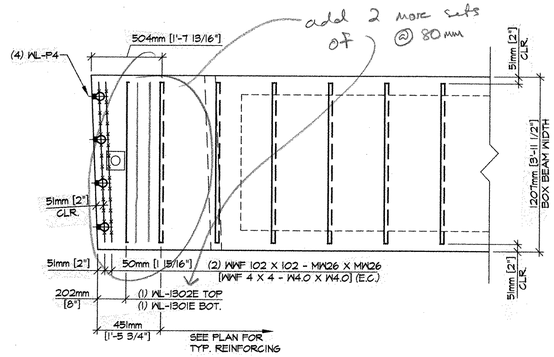

D / B1 END BLOCK REINF. DETAIL
1:20

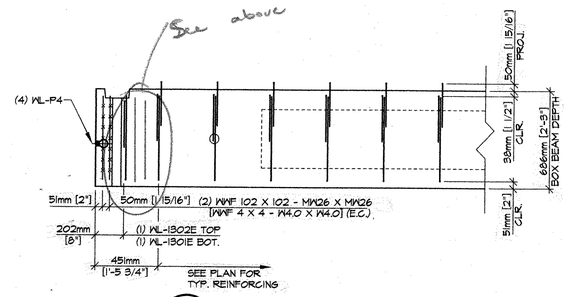

E / B1 END BLOCK REINF. ELEVATION
1:20

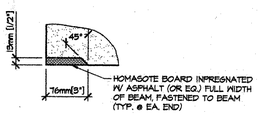

DETAIL - "A"
1:5

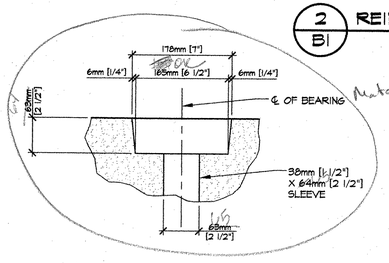

DETAIL - "B"
1:5

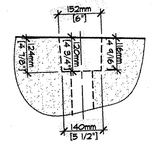

PLAN OF POCKET

DETAIL - "C"
1:10

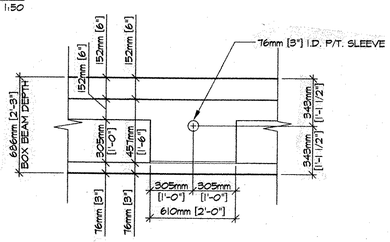

DETAIL - "D"
1:20

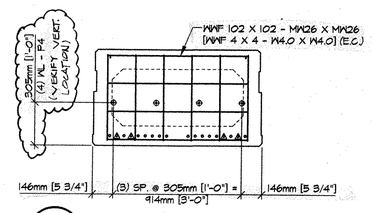

C / B1 REINFORCING SECTION @ END-BLOCK
1:20

MARK: WL-2	QTY: 2	WT.: 25,874 kg [28.51 T]	VOL.: 10.77 m³ [14.08 cy]

MATERIAL LIST / BEAM

ITEM	MARK	DESCRIPTION	QTY.
1	1301E	#13 [#4] BENT BAR [EPOXY COATED]	56
2	1302E	#13 [#4] BENT BAR [EPOXY COATED]	56
3	1303E	#13 [#4] BENT BAR [EPOXY COATED]	54
4			
5			
6			
7			
8			
9			
10			
11			
12			
13			
14		WWF 102 X 102 - MW26 X MW26 [WWF 4 X 4 - W4.0 X W4.0] 1105mm [3'-7 1/2"] X 600mm [1'-11 5/8"] (E.C.)	12
15	WL-P4	DAYTON 16mm [5/8"]ø F-42 LOOP FERRULE INSERT (GALV.)	8
16		935mm [3'-0 13/16"] X 6353mm [20'-10 1/8"] X 406mm [1'-4"] BOX VOID	3
17		19mm [3/4"]ø X 140mm [5 1/2"] NON-FERROUS VOID DRAINS	6
18		SET OF (3) 13mm [1/2"]ø STRAND LIFTING LOOPS	4
19			

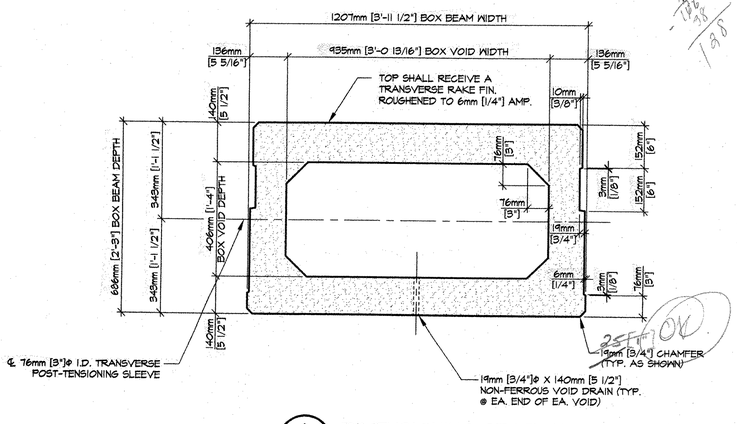

A / B1 DIMENSIONING SECTION
1:10

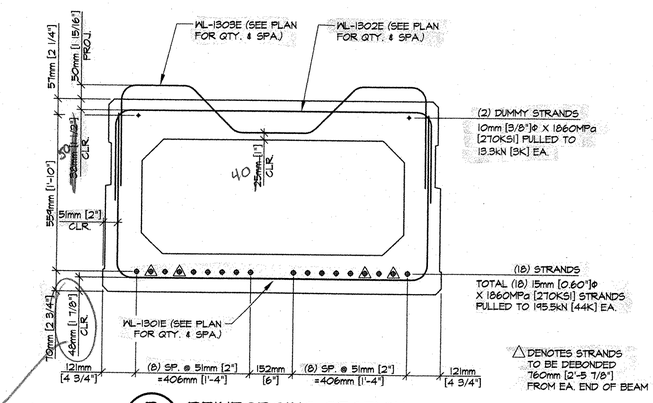

B / B1 REINFORCING SECTION @ MID-SPAN
1:10

inconsistent w/ above clearances

DETENSIONING SCHEDULE
N.T.S.

APPROVAL STAMP:

RECEIVED
CK'D BY JWP OK'D BY CWC
MAR 17 2006
RESUBMIT ____ APPROVED AS NOTED
BY CWC DATE 4-6-06

J.P. CARRARA & SONS INC.
Precast & Prestress Manufacturer
2464 CASE STR., MIDDLEBURY, VERMONT 05753 Phone:(802)388-6361 Fax:(802)388-9010

ALPINE CONSTRUCTION, LLC
CONTRACTOR
SCHUYLERVILLE, NY

STATE OF VERMONT A.O.T.
COUNTY OF RUTLAND

TOWN OF WALLINGFORD
PROJECTNUMBER: BRO 1443(B1)
TH 60, CLASS 3 (LOCAL BRIDGE), BRIDGE NO.50

PRESTRESSED BOX BEAM DETAILS

DATE: FEB. 14, 2006
SCALE: NOTED
CHKD: B.L. DFTM: B.J.B.
JOB NO: 23235-06
DWG. NO: B1
041 PCL