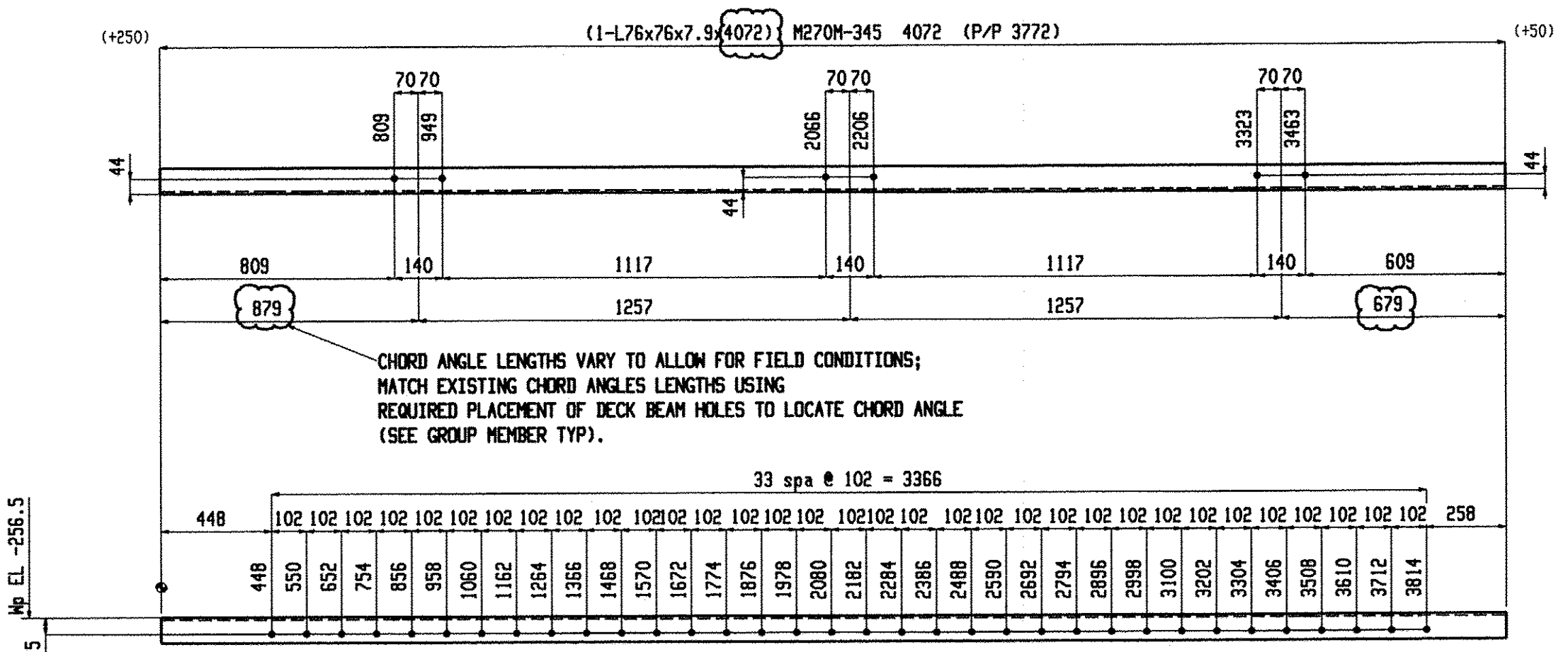


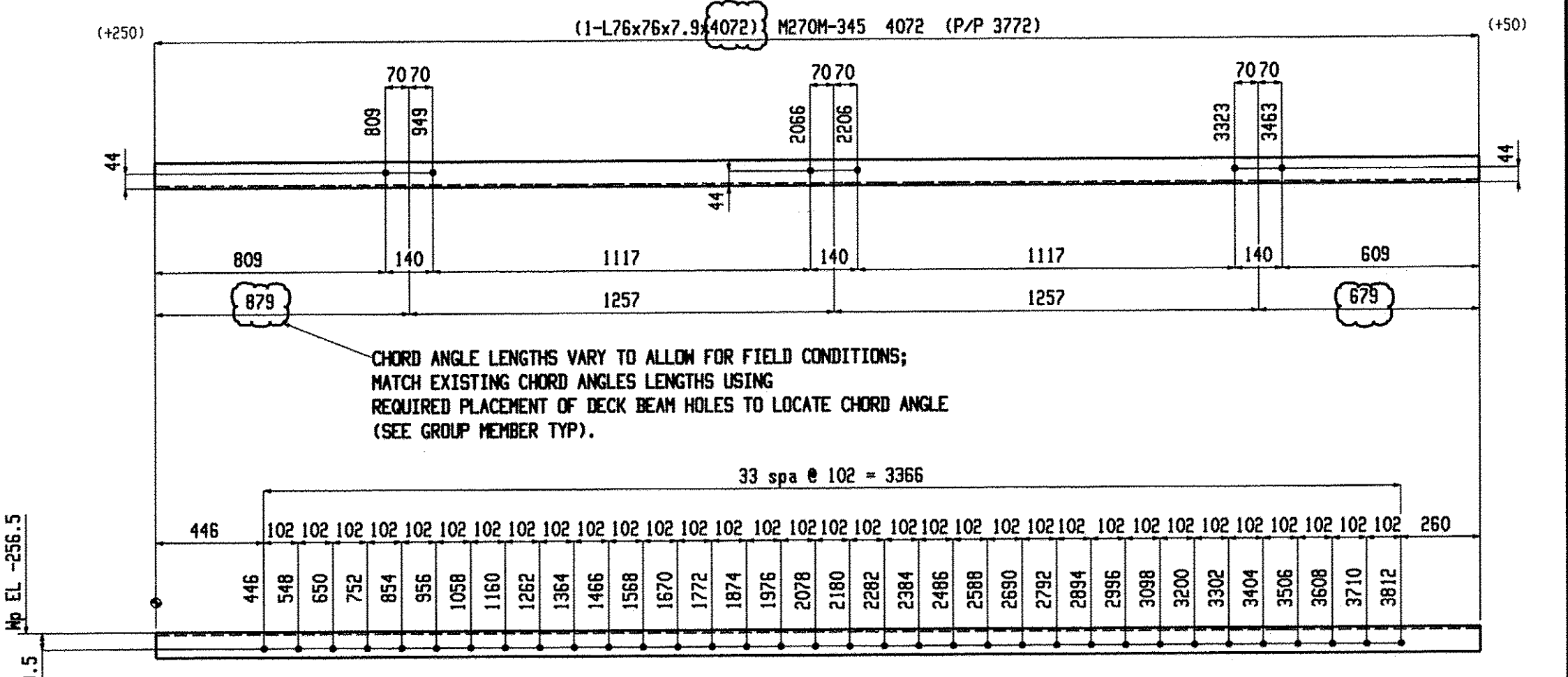
2 ANGLES A26

SHOP NOTE:
TOE DIRECTION FAR SIDE



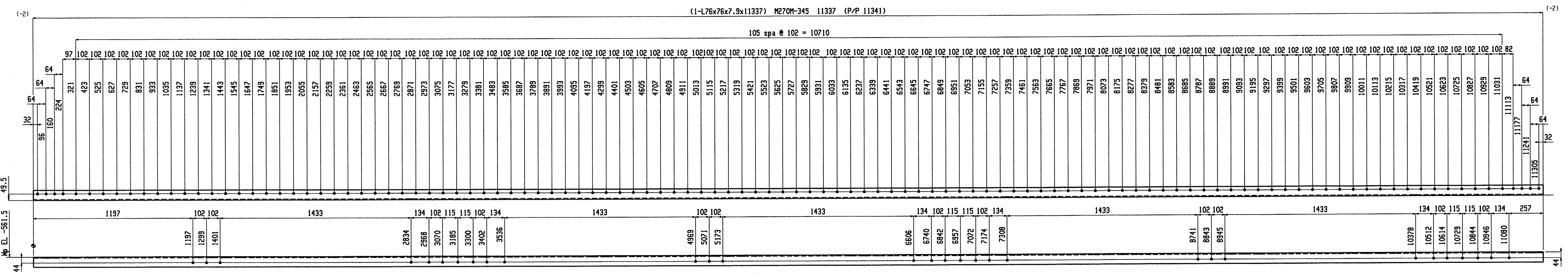
2 ANGLES A28

SHOP NOTE:
TOE DIRECTION FAR SIDE



2 ANGLES A27

SHOP NOTE:
TOE DIRECTION FAR SIDE



2 ANGLES A29

SHOP NOTE:
TOE DIRECTION FAR SIDE

BILL OF MATERIAL										BILL OF MATERIAL										BILL OF MATERIAL										
Qty	Prece									Qty	Prece									Qty	Prece									
Tot.	Mark	Description	Length	Seq	Seq	Adv	Steel		Remarks	Tot.	Mark	Description	Length	Seq	Seq	Adv	Steel		Remarks	Tot.	Mark	Description	Length	Seq	Seq	Adv	Steel		Remarks	
2	A26	ANGLE		1	2					2	A28	ANGLE		1	2															
2	A26	L76x76x7.9	4072				M270M-345			2	A28	L76x76x7.9	4072				M270M-345													
2	A27	ANGLE		1	2					2	A29	ANGLE		1	2															
2	A27	L76x76x7.9	4072				M270M-345			2	A29	L76x76x7.9	11337				M270M-345													

Total weight: 423

NOTE: WORK THIS DRAWING WITH GROUP MEMBER GM7

RECEIVED
NOV 17 2008
BY: [Signature] DATE: [Blank]

Renaud Bros. Inc.
283 Fort Bridgeman Rd. #2
Vernon, VT. 05354
Phone 1-802 257-7383

Project: **DUMMERSTON BRIDGE**
DUMMERSTON, VT

Date: 9-9-09
Job No. BHO 1442(28)
Sheet No. 11

Revised: [Blank] Date: [Blank] Surface Prep: PER SPECS

Checked: MRS
By: EG