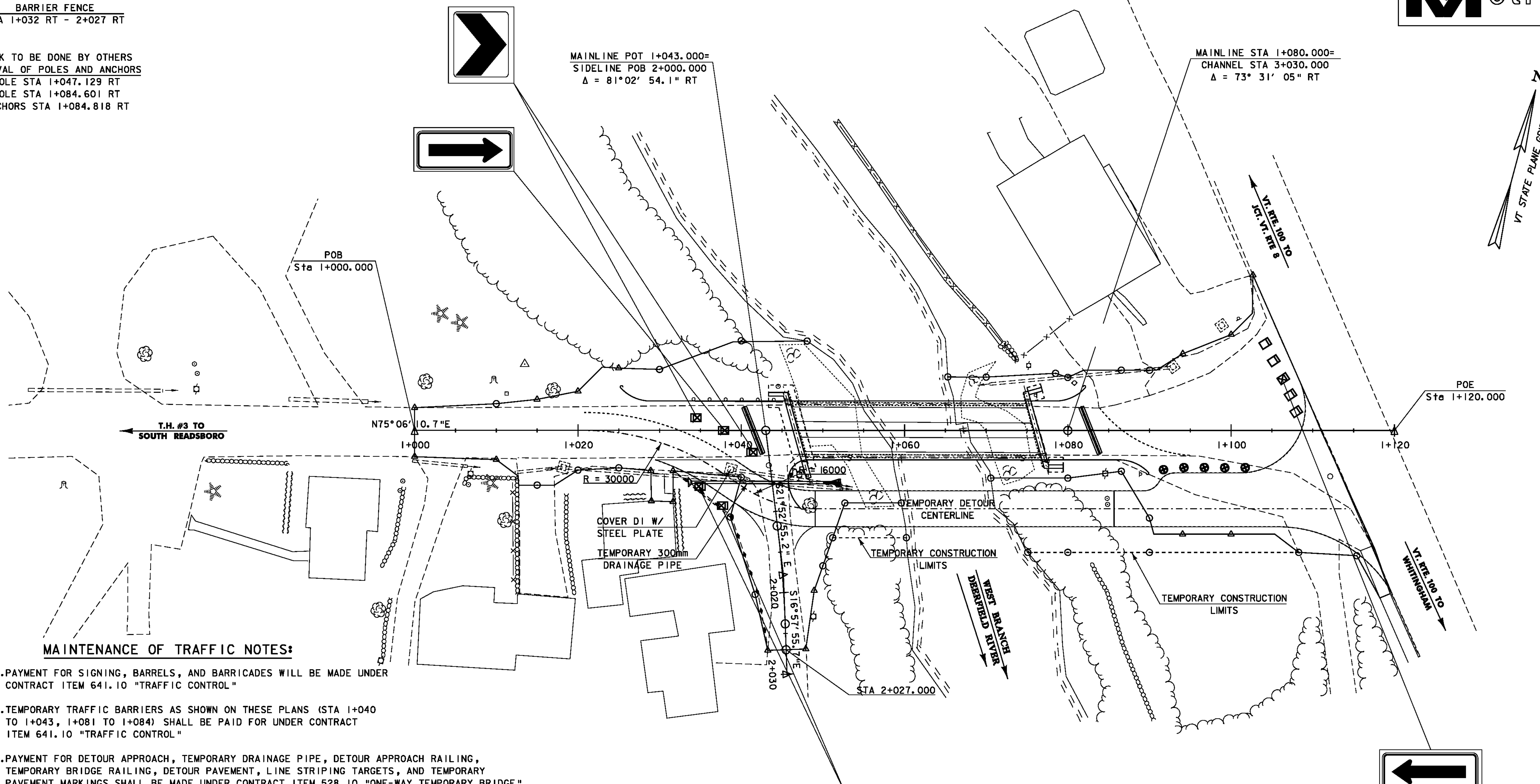


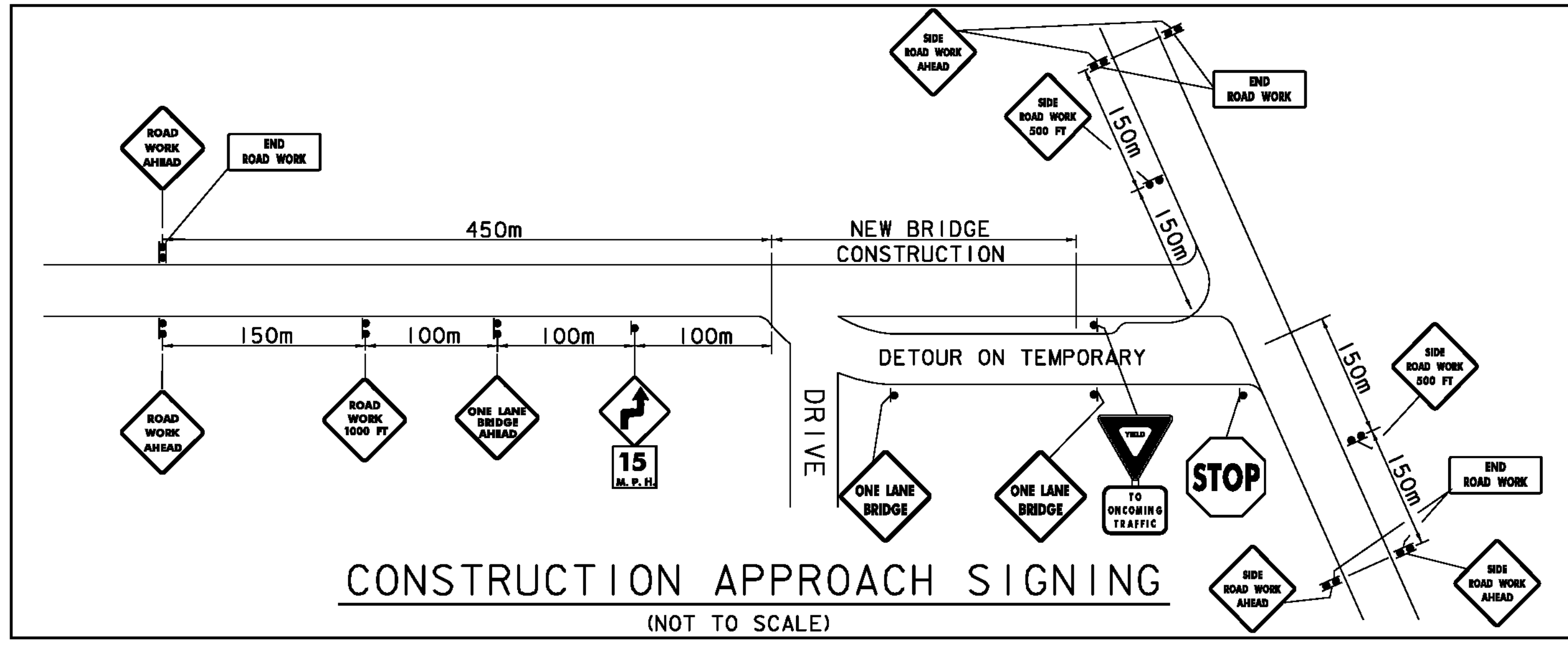
BARRIER FENCE
STA 1+032 RT - 2+027 RT

WORK TO BE DONE BY OTHERS
REMOVAL OF POLES AND ANCHORS
POLE STA 1+047.129 RT
POLE STA 1+084.601 RT
ANCHORS STA 1+084.818 RT



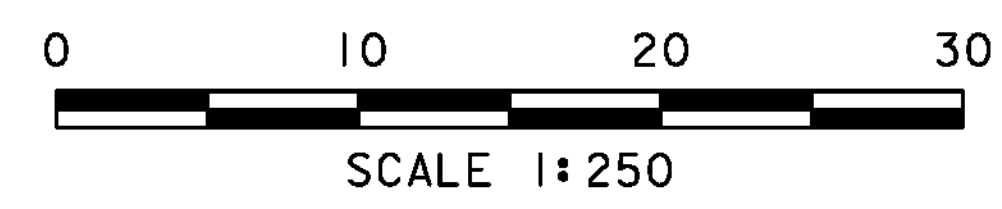
MAINTENANCE OF TRAFFIC NOTES:

1. PAYMENT FOR SIGNING, BARRELS, AND BARRICADES WILL BE MADE UNDER CONTRACT ITEM 641.10 "TRAFFIC CONTROL"
2. TEMPORARY TRAFFIC BARRIERS AS SHOWN ON THESE PLANS (STA 1+040 TO 1+043, 1+081 TO 1+084) SHALL BE PAID FOR UNDER CONTRACT ITEM 641.10 "TRAFFIC CONTROL"
3. PAYMENT FOR DETOUR APPROACH, TEMPORARY DRAINAGE PIPE, DETOUR APPROACH RAILING, TEMPORARY BRIDGE RAILING, DETOUR PAVEMENT, LINE STRIPING TARGETS, AND TEMPORARY PAVEMENT MARKINGS SHALL BE MADE UNDER CONTRACT ITEM 528.10 "ONE-WAY TEMPORARY BRIDGE".



LEGEND

- ☐ TYPE III BARRICADE
- ☒ TYPE III (MOD) BARRICADE
- REFLECTIVE DRUM
- TEMPORARY TRAFFIC BARRIER
- - - BARRIER FENCE



PROJECT: READSBORO	PROJECT NO.: BR0 1441 (25)
DESIGN FILE NAME: 94\070\structures\sj070\cs.dgn	PLOT DATE: 05-JAN-2010
IPARM FILE NAME: sj070\cs.i	DRAWN BY: H. I. SALLS
DESIGNED BY: H. I. SALLS	CHECKED BY: R. S. YOUNG
SQUAD LEADER: C. P. WILLIAMS	TRAFFIC CONTROL
	SHEET: 12 OF 60