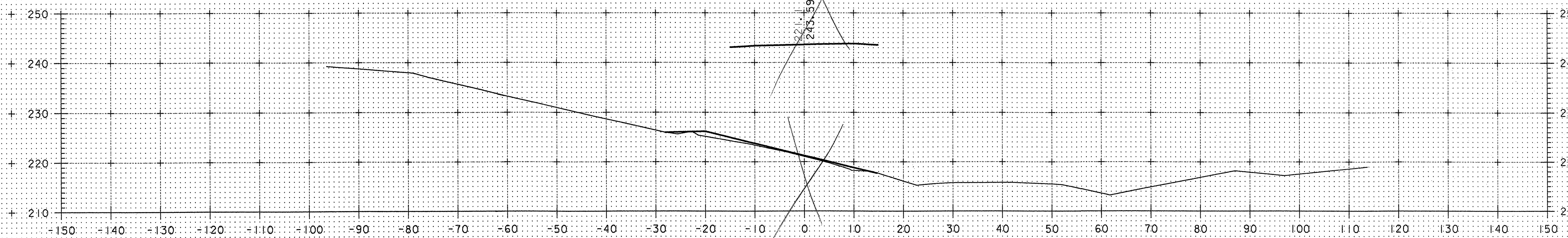
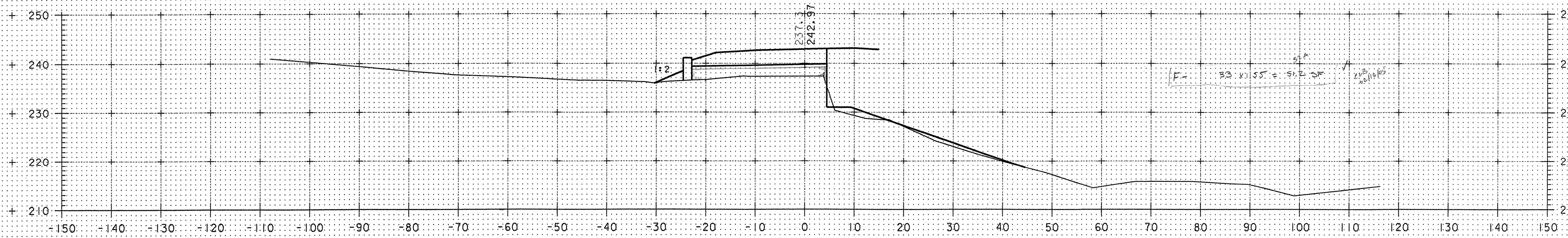


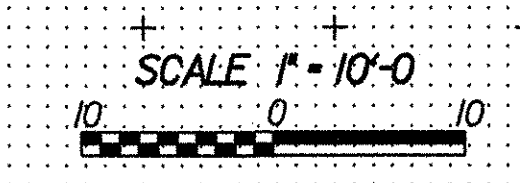
+20+31.0+



+20+22.6+



+20+01.2+



BOSTWICK ROAD	PROJECT NAME: SHEL BURNE
	PROJECT NUMBER: BRO J445(30)
	FILE NAME: m:\595402_Bostwick\HWY\INROADS\BRC-Construction_Sections
	PROJECT LEADER: MBZ PLOT DATE: 12-FEB-2004
DESIGNED BY: DMB DRAWN BY: DMB	
CHECKED BY: MDL SHEET 6 OF 9	