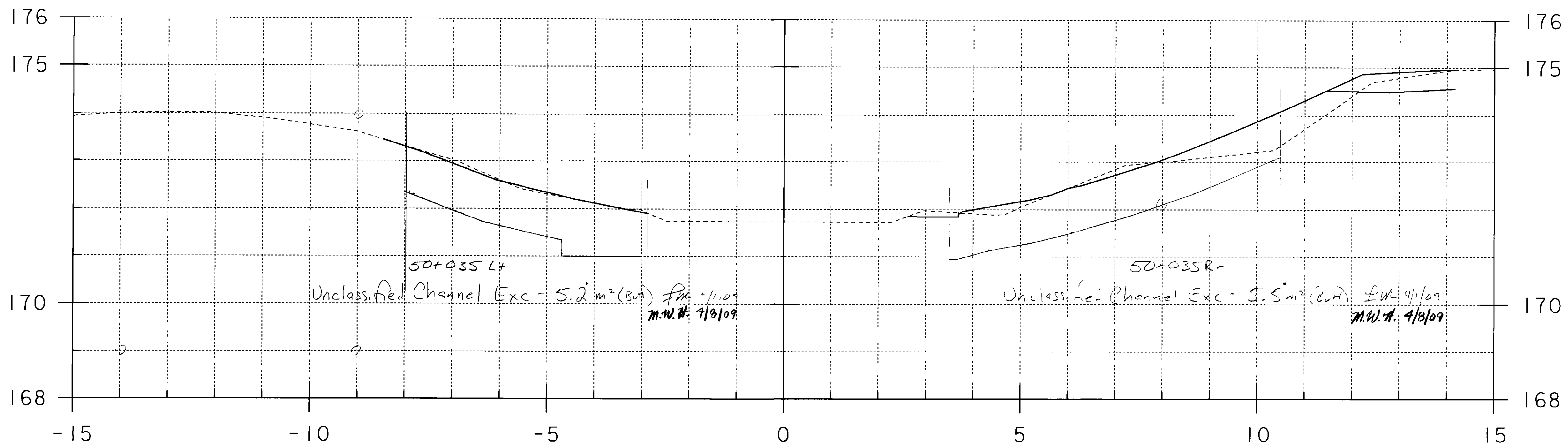


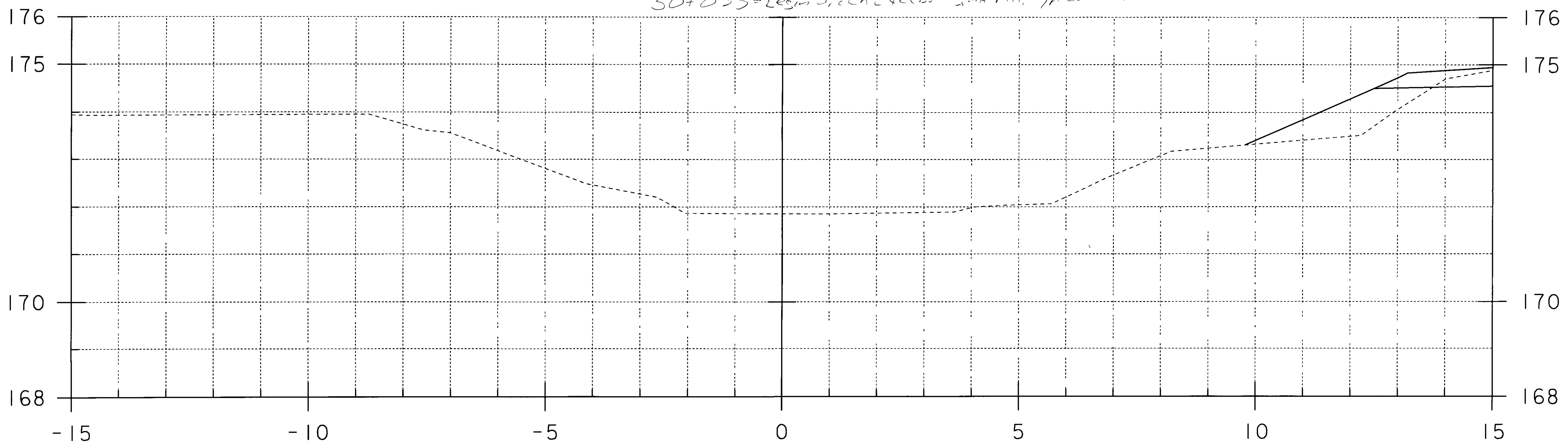
50+041.5 Left = Zero Cofferdam Excavation, Earth
 = Zero Granular Backfill for Structures

50+041 Rt = Zero Cofferdam Excavation, Earth
 = Zero Granular Backfill for Structures



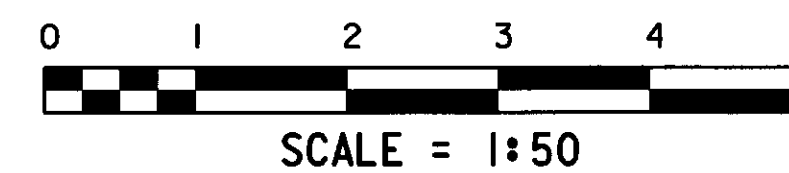
50+040.000 = Same as 50+035 (Use 50+040 section for 50+035)

50+035 = Resin J, c Ch Exc (BWH) Zero Fill, typ 2, 10% G, 11% S (Use section 50+040)



50+030.000

STA. 50+030.000 TO STA. 50+040.000



PROJECT NAME: GUILFORD	PROJECT SHEET # 1 of 2
PROJECT NUMBER: BRO 1442(24)	
FILE NAME: sj076c11	PLOT DATE: 04-MAR-2009
PROJECT LEADER: R. WHITCOMB	DRAWN BY: T. LACKEY
DESIGNED BY:	CHECKED BY:
94J076\Structures\sj076xs3.dgn	SHEET 1 OF 9

21.07.2

1