

PLANT AND TREE LIST

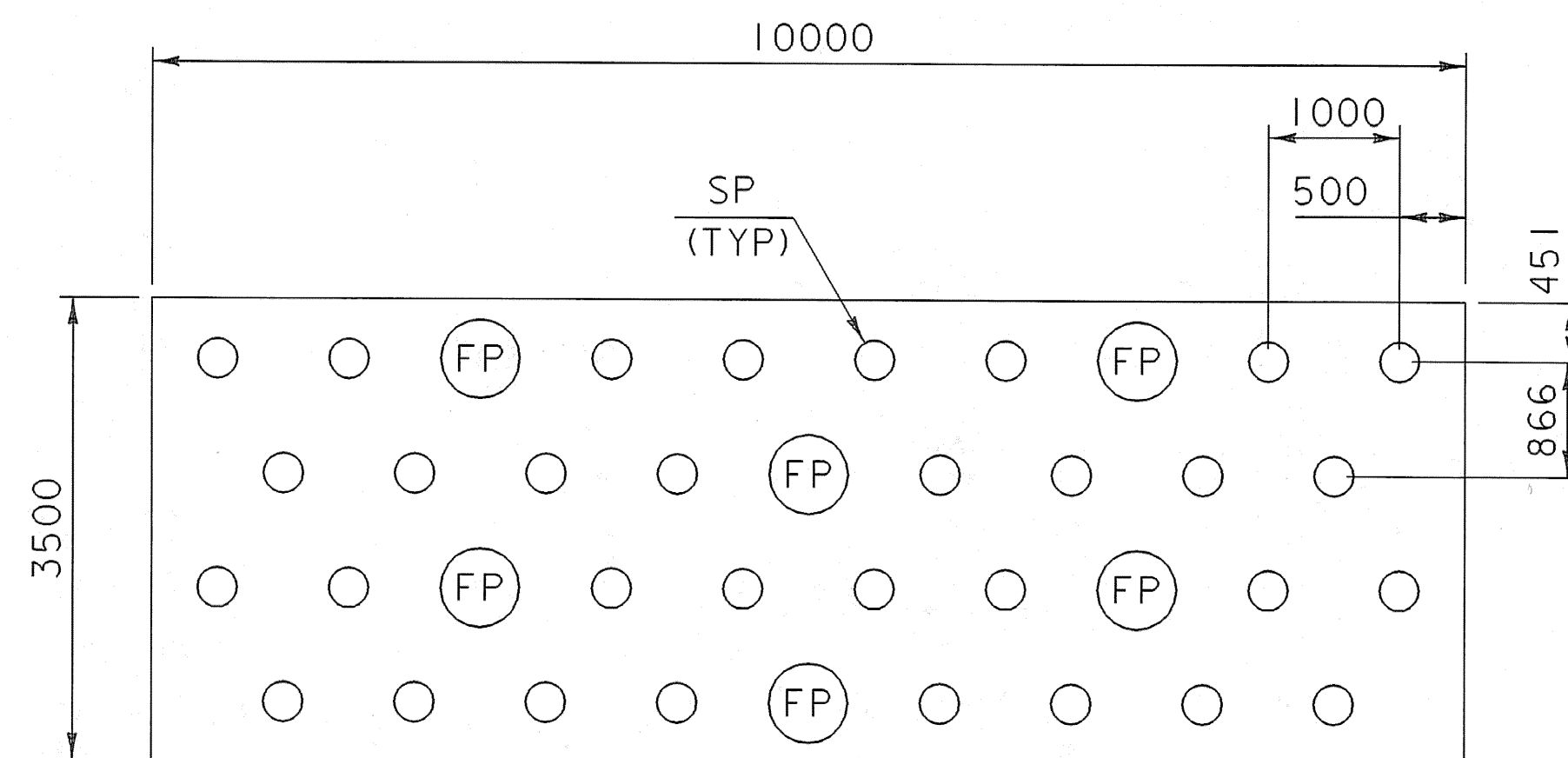
QUANTITY	UNIT	KEY	BOTANICAL NAME	COMMON NAME	SIZE	MIN. SPACING	REMARKS	ITEM #
16	EA	FAP	DECIDUOUS TREES					
8	EA	PV	FRAXINUS PENNSYLVANICA	GREEN ASH	1200 TO 1500 MIN HGT	2000 OC	8 L. CONTAINER	656.30
			PRUNUS VIRGINIANA	CHOKE CHERRY	1200 TO 1500 MIN HGT	2000 OC	8 L. CONTAINER	656.30
45	EA	AM	DECIDUOUS SHRUBS					
90	EA	SP	ARONIA MELANOCARPA	BLACK CHOKEBERRY	500 MIN HGT	900 OC	4 L. CONTAINER	656.35
			SALIX PURPUREA	STREAMCO WILLOW	500 MIN HGT	900 OC	4 L. CONTAINER	656.35

NOTES

1. SEE STATE OF VERMONT AGENCY OF TRANSPORTATION STANDARD SPECIFICATIONS FOR CONSTRUCTION, SECTION 656 "PLANTING TREES, SHRUBS, AND VINES."
2. APPLY MYCORRHIZAL FUNGI PRODUCT AS PER MANUFACTURER'S RECOMMENDATIONS.
3. UNIT BED PLANS ARE PROVIDED FOR WET AND DRY SOIL. THE ENGINEER WILL DETERMINE THE FINAL LAYOUT OF BEDS AND PLANTS BASED ON THE UNIT BED PLANS.
4. STAKE AND LAY OUT BED SHAPES TO GIVE A NATURAL APPEARANCE.

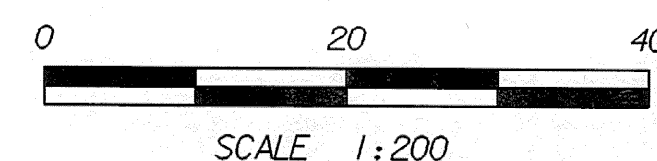
PLANT LIST

QTY	KEY	COMMON NAME	BOTANICAL NAME
6	FP	GREEN ASH	FRAXINUS PENNSYLVANICA
32	SP	STREAMCO WILLOW	SALIX PURPUREA



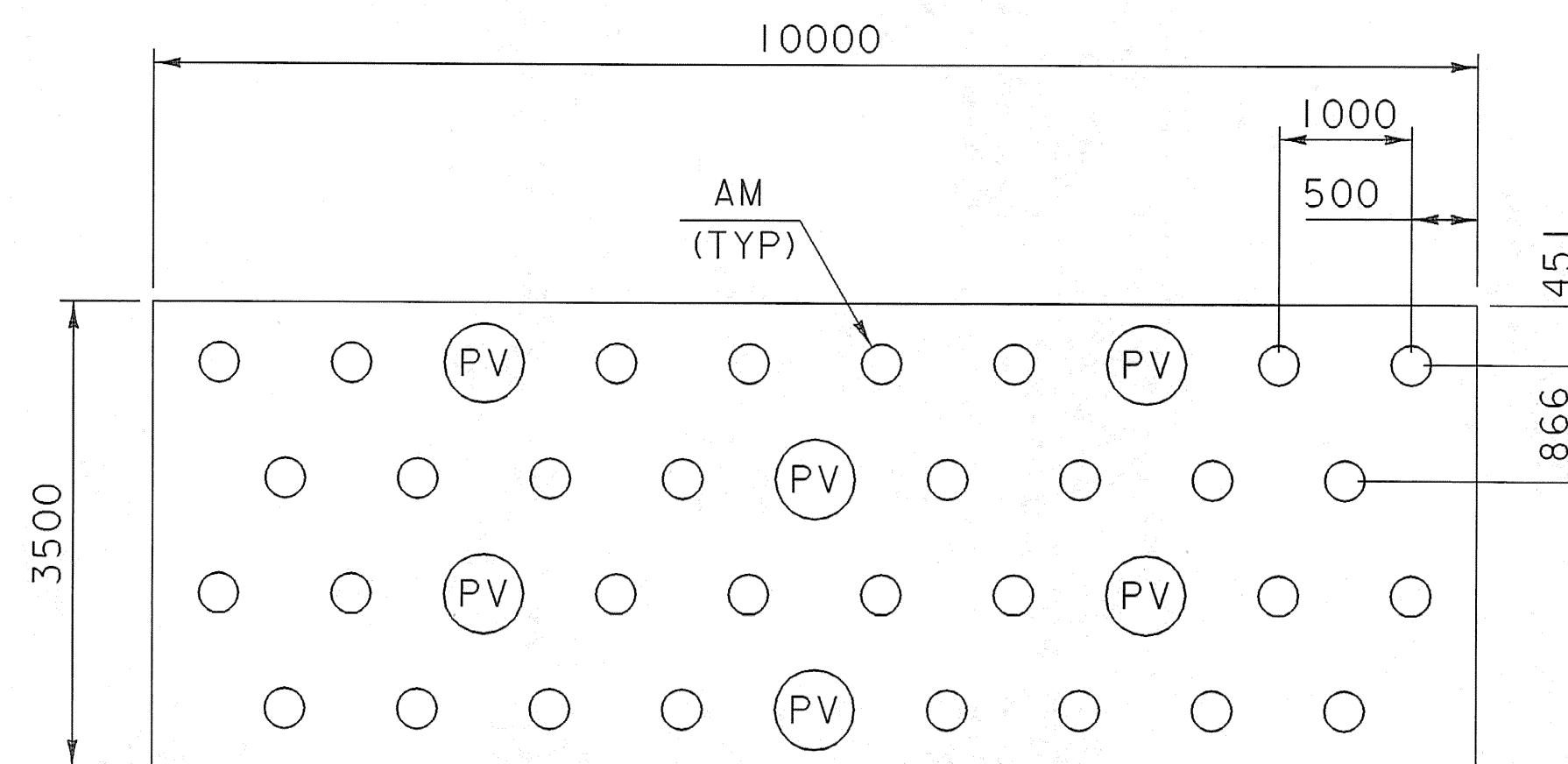
STA 50+098 LT TO 50+114 LT (16 000 X 3 500) 1.60 BEDS
 STA 50+109 LT TO 50+122 LT (12 200 X 3 500) 1.22 BEDS

UNIT BED PLAN
 OF SHRUB & SAPLING TREE
 FOR WET SOIL



PLANT LIST

QTY	KEY	COMMON NAME	BOTANICAL NAME
6	PV	CHOKE CHERRY	PRUNUS VIRGINIANA
32	AM	BLACK CHOKEBERRY	ARONIA MELANOCARPA



STA 50+110 RT TO 50+124 LT (14 100 X 3 500) 1.41 BEDS

UNIT BED PLAN
 OF SHRUB & SAPLING TREE
 FOR DRY SOIL

EPSC
 LANDSCAPE DETAILS I

PROJECT NAME: GUILFORD	PLOT DATE: 15-APR-2008
PROJECT NUMBER: BRO 1442 (24)	DRAWN BY: T. LACKEY
FILE NAME: sj076e08.i	CHECKED BY: J. PERRIGO
PROJECT LEADER: R. WHITCOMB	SHEET 33 OF 59
DESIGNED BY: T. LACKEY	
94j076\str\sj076ero.dgn	