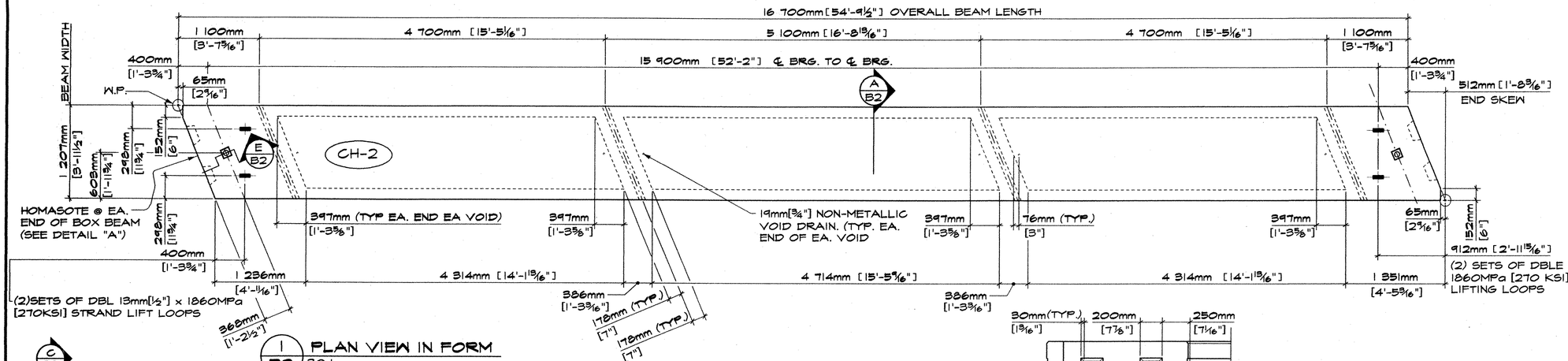

1 / B2 PLAN VIEW IN FORM
30:1

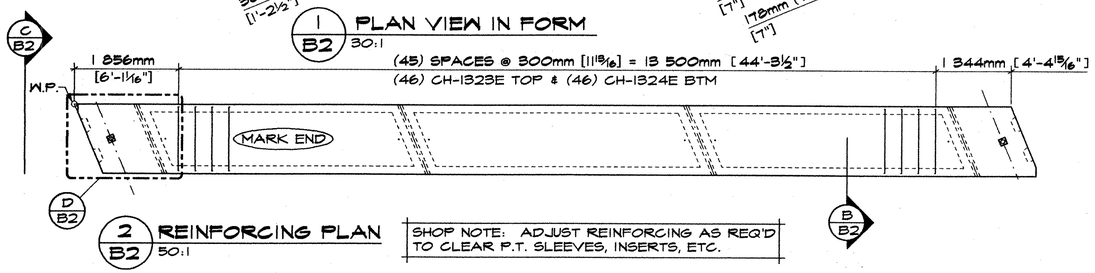

2 / B2 REINFORCING PLAN
50:1

SHOP NOTE: ADJUST REINFORCING AS REQ'D TO CLEAR P.T. SLEEVES, INSERTS, ETC.

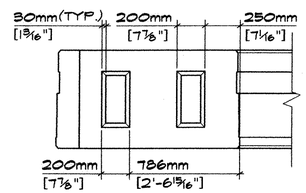

END SHEAR KEY LAYOUT
20:1 DIMENSIONED ALONG END SKEW

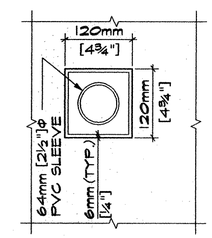

BRG. POCKET DETAIL
5:1

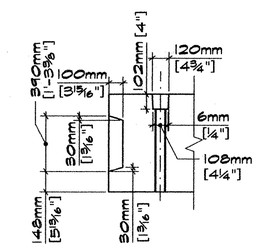

E / B2 SHEAR KEY & BRG SLEEVE
20:1

FOR ADDITIONAL DIMENSIONS & LAYOUT REF. END SHEAR KEY LAYOUT THIS SHT.

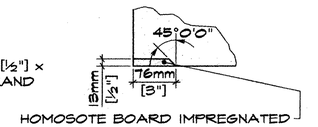

HOMOSOTE BOARD IMPREGNATED WITH ASPHALT (OR EQUAL) FULL WIDTH OF SLAB, FASTENED TO SLAB (TYPICAL EA. END)

DETAIL - "A"
5:1

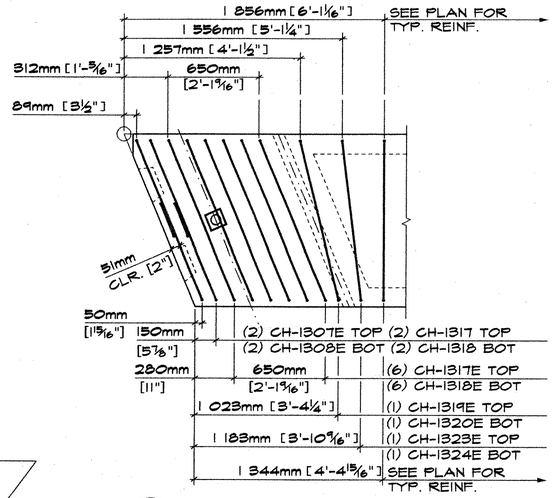

D / B2 END BLOCK REINF. PLAN
20:1

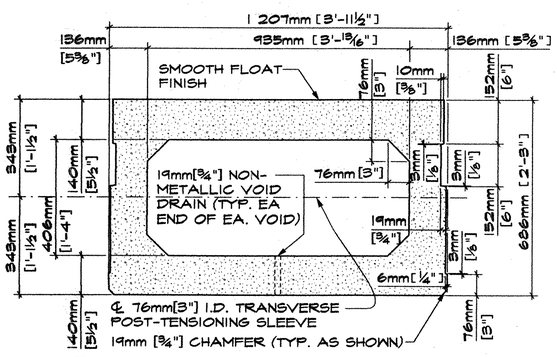

A / B2 DIMENSIONAL SECTION
10:1

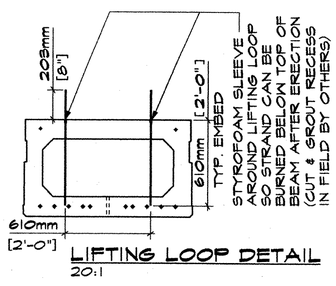

LIFTING LOOP DETAIL
20:1

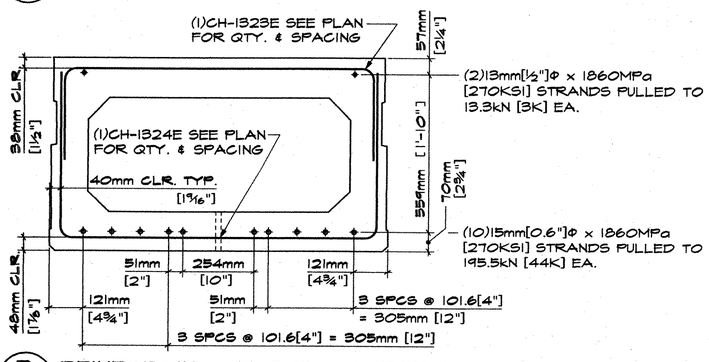

B / B2 REINFORCING SECTION @ MIDSPAN
10:1

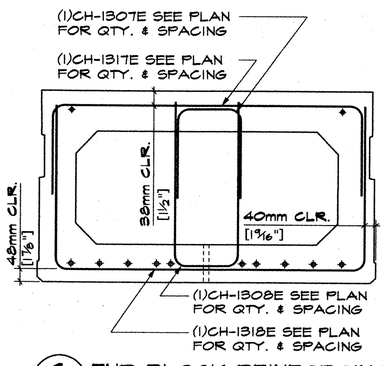

C / B2 END BLOCK REINFORCING
10:1

DETENSIONING SCHEDULE

N.T.S.

①	②
④⑤⑧⑨⑫	⑪⑩⑦⑥③

MARK: CH-2	QTY: 4	WT.: BEAM 204kN [22.9 T]	VOL.: BEAM 8.7 m³ [11.3 CY]

MATERIAL LIST / VOIDED SLAB

ITEM:	MARK:	DESCRIPTION:	QTY./BEAM CH-1	
1	1307E	#13[#4] BENT BAR (EPOXY COATED)	4	
2	1308E	#13[#4] BENT BAR (EPOXY COATED)	4	
3				
4				
5	1317E	#13[#4] BENT BAR (EPOXY COATED)	16	
6	1318E	#13[#4] BENT BAR (EPOXY COATED)	16	
7	1319E	#13[#4] BENT BAR (EPOXY COATED)	2	
8	1320E	#13[#4] BENT BAR (EPOXY COATED)	2	
9				
10				
11	1323E	#13[#4] BENT BAR (EPOXY COATED)	48	
12	1324E	#13[#4] BENT BAR (EPOXY COATED)	48	
13				
14				
15				
16		935mm[3'-¹³⁄₁₆"]x406mm[1'-4"]x4314mm [14'-1¹⁵⁄₁₆"] BOX BEAM VOID w/ 397mm [1'-3⅝"] END SKEW	2	
17		935mm[3'-¹³⁄₁₆"]x406mm[1'-4"]x4714mm [15'-5⁹⁄₁₆"] BOX BEAM VOID w/ 397mm [1'-3⅝"] END SKEW	1	
18				
19		19mm¾"Φx140mm[5½"] NON-FERROUS VOID DR.	6	
20		SET OF DBL ½"Φ STRAND LIFTING LOOPS	4	
21				
22				
23				

APPROVAL STAMP:

RECEIVED
CK'D BY _____ OK'D BY GWC
AUG 0 4 2006
RESUBMIT _____ APPROVED X
BY DATE

J.P. CARRARA & SONS INC.
Precast & Prestress Manufacturer
2464 CASE STR., MIDDLEBURY, VERMONT 05753 Phone:(802)388-6361 Fax:(802)388-9010

TREMBLAY CONSTRUCTION, LLC.
CONTRACTOR
WASHINGTON, VT.

STATE OF VERMONT A.O.T.
COUNTY OF ORLEANS

TOWN OF CHARLESTON
PROJECT NUMBER BRO-1449(22)
TH41, CLASS 2 TOWN HIGHWAY, BRIDGE NO. 16

PRESTRESSED BOX BEAM DETAILS

DATE: 7-16-06
SCALE: NOTED
CHKD: DFTM: ETC
JOB NO: 23241-06
DWG NO: B2

Filename: ...\MSTA\B2_Charleston_Box2.dgn
Date:8/1/2006