


PLAN



ELEVATION

NESTED W-BEAM DETAIL

NTS

NESTED W-BEAM NOTES

1. SEE STANDARD G-1M FOR HEAVY DUTY STEEL BEAM GUARDRAIL DETAILS.
2. THIS WORK SHALL BE PAID UNDER ITEM 621.21 HEAVY DUTY STEEL BEAM GUARDRAIL AT A PAY FACTOR OF 1.0.
3. THIS DETAIL TO BE USED AS INDICATED ON THIS SHEET OR AS DIRECTED BY THE RESIDENT ENGINEER.

REMOVAL OF EXISTING GUIDE POSTS

- STA 1+010.6 RT
- STA 1+013.9 LT
- STA 1+020.7 LT
- STA 1+027.9 LT

HEAVY DUTY STEEL BEAM GUARD RAIL

- STA 0+986.0 RT - STA 1+008.2 RT
- STA 1+015.8 RT - STA 1+048.8 RT
- STA 1+000.9 LT - STA 1+012.0 LT
- STA 1+019.6 LT - STA 1+035.3 LT

HEAVY DUTY STEEL BEAM GUARD RAIL (NESTED)

- STA 1+008.2 RT - STA 1+015.8 RT
- STA 1+012.0 LT - STA 1+019.6 LT

CONSTRUCT STONE FILL, TYPE I, DITCH

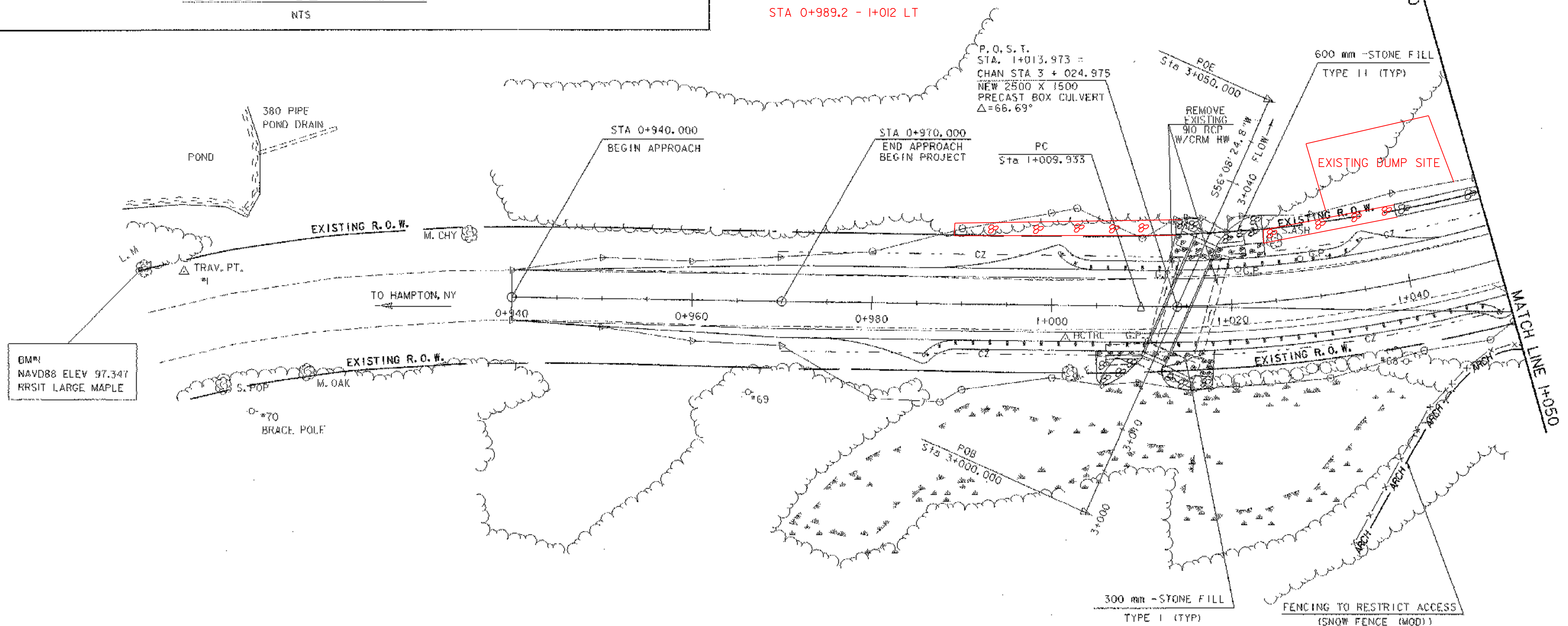
- STA 1+048.0 LT - STA 1+050 LT

030.7

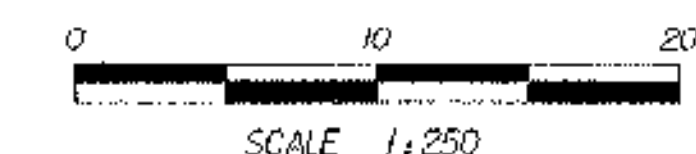
- STA 0+989.2 - 1+012 LT

ANCHORS FOR STEEL BEAM GUARD RAIL

- STA 0+987.5 RT
- STA 1+002.4 LT
- STA 1+046.9 RT
- STA 1+033.5 LT



TOWN OF HAMPTON, N.Y.



SHEET NAME: LAYOUT SHEET I	
PROJECT NAME: FAIR HAVEN-HAMPTON	HIGHWAY NO.: TH 6
PROJECT NUMBER: BRO 1443(32)	BRIDGE NO.: 6
	OVER: POULTNEY RIVER
FILE NAME: /str/93j02/sj02lbr.dgn	PLOT DATE: 28-JAN-2003
PROJECT MANAGER: G.S. ROGERS	DRAWN BY: STRI
DESIGNED BY: C. MEUNIER	IPARM NAME: sj02@ali
BRIDGE SHEET NUMBER:	SHEET 9 OF 93