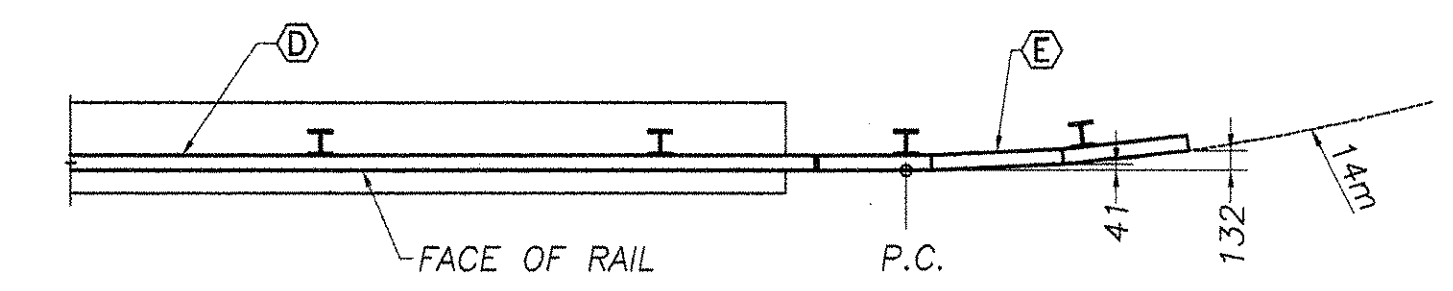
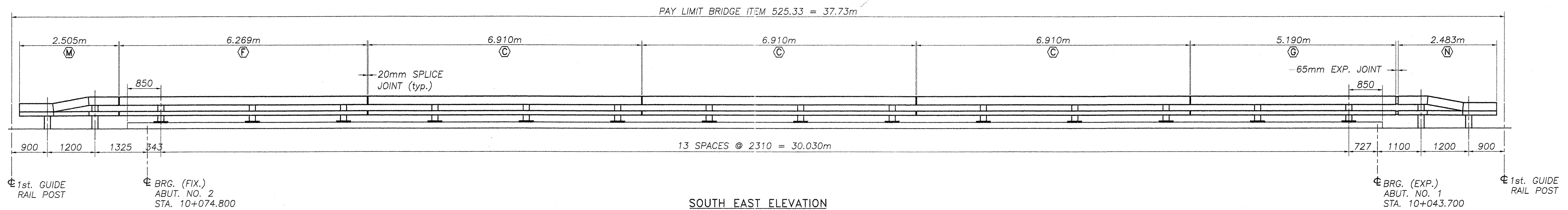


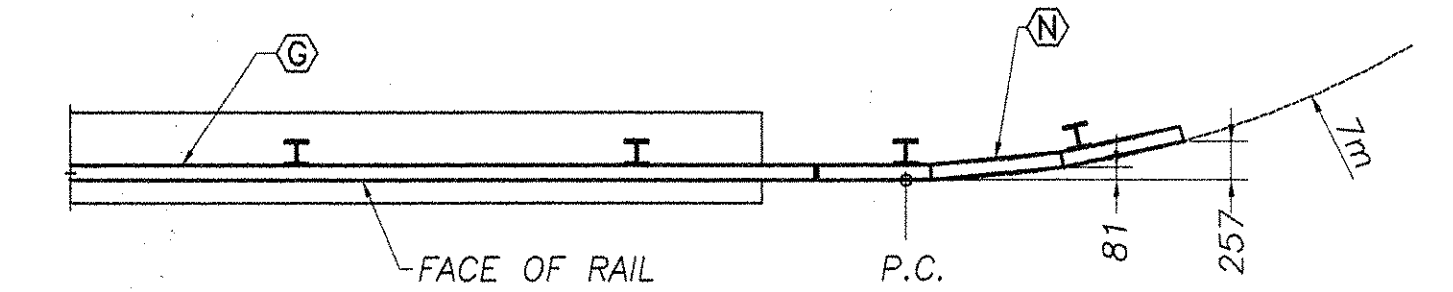
NORTH WEST ELEVATION



PARTIAL PLAN



SOUTH EAST ELEVATION



PARTIAL PLAN

Mark #	Qty.	Description	Material
	28	W150x37.1 POST W/BASEPLATE (620mm) OAL	A709M Gr. 50
	4	W150x37.1 DRIVEN POST (2.134m) OAL	A709M Gr. 50
	4	W150x37.1 DRIVEN POST (1.956m) OAL	A709M Gr. 50
(B)	1	TS 203 x 102 x 8 (6.408m) OAL	A500 Gr. B
	1	TS 102 x 102 x 6 (6.408m) OAL	A500 Gr. B
	6	TS 203 x 102 x 8 (6.910m) OAL	A500 Gr. B
(C)	6	TS 102 x 102 x 6 (6.910m) OAL	A500 Gr. B
	1	TS 203 x 102 x 8 (5.050m) OAL	A500 Gr. B
(D)	1	TS 102 x 102 x 6 (5.050m) OAL	A500 Gr. B
	1	TS 203 x 102 x 8 (6.269m) OAL	A500 Gr. B
(F)	1	TS 102 x 102 x 6 (6.269m) OAL	A500 Gr. B
	1	TS 203 x 102 x 8 (5.190m) OAL	A500 Gr. B
(G)	1	TS 102 x 102 x 6 (5.190m) OAL	A500 Gr. B
	1	TS 203 x 102 x 8 (2.483) UPPER DROP END TUBE	A500 Gr. B
(A)	1	TS 102 x 102 x 6 (2.483) LOWER DROP END TUBE	A500 Gr. B
	1	TS 203 x 102 x 8 (2.505) UPPER DROP END TUBE	A500 Gr. B
(E)	1	TS 102 x 102 x 6 (2.505) LOWER DROP END TUBE	A500 Gr. B
	1	TS 203 x 102 x 8 (2.505) UPPER DROP END TUBE	A500 Gr. B
(M)	1	TS 102 x 102 x 6 (2.505) LOWER DROP END TUBE	A500 Gr. B
	1	TS 203 x 102 x 8 (2.483) UPPER DROP END TUBE	A500 Gr. B
(N)	1	TS 102 x 102 x 6 (2.483) LOWER DROP END TUBE	A500 Gr. B
	12	TS 178 x 76 x 10 SPLICE TUBE 500 LONG	A500 Gr. B
	12	TS 76 x 76 x 8 SPLICE TUBE 500 LONG	A500 Gr. B
	28	3mm BEARING PAD	NEOPRENE
	4	BACK UP PLATE	A709M Gr. 36
	4	TERMINAL CONNECTOR	M180 BZ
	168	M20 ROUND HEAD BOLT, 152 LONG	M164M
	168	M20 HEX NUT	A563 DH
	168	M20 WASHER	F436M
	96	M16 SPLICE BOLT, 44 LONG	M164M
	96	M16 PLAIN HARDENED WASHER	F436M
	48	M16 NUT WELDED TO SPLICE TUBE	A563A
	16	M20 x 13 SCH. 40 PIPE SPACER	A53 Gr. B
	112	M24 ANCHOR STUD, 305 LONG	A449
	112	M24 WASHER	F436M
	112	M24 JAMB NUT	A563 DH
	224	M24 HEX NUT	A563 DH
	28	SPACER PLATE	A709M Gr. 36

NOTES:
1. ITEMS MARKED "*" ARE NOT SUPPLIED BY HIGHWAY SAFETY CORPORATION, AND THEY ARE SHOWN ONLY FOR REFERENCE.

REVISIONS		
No.	Remarks	Date
0	Initial submittal	10-5-06

TOTAL PAY LIMIT BRIDGE ITEM 525.33 = 75.5m

RECEIVED
 CK'D BY: _____ OK'D BY: UBS
 OCT 11 2006
 RESUBMIT: _____ APPROVED: As Noted
 BY: _____ DATE: 10-31-06

HIGHWAY SAFETY CORP.
 GLASTONBURY, CT

ITEM 525.33 - BRIDGE RAILING-NETC 2 RAIL
 PROJECT No. BRO 1442(23)
 TOWN OF CAVENDISH BRIDGE NO. 45
 WINDSOR COUNTY, ROUTE: TH 29 (CLASS 3)

DRAWN: MHM
 CHECKED: [Signature]
 DATE: 9-22-06
 SCALE: NONE
 HSC REFERENCE NO.: 1576

GENERAL CONTRACTOR: _____
 SUB CONTRACTOR: F.R. LAFAYETTE, INC.

SHEET NO. 1 OF 2

