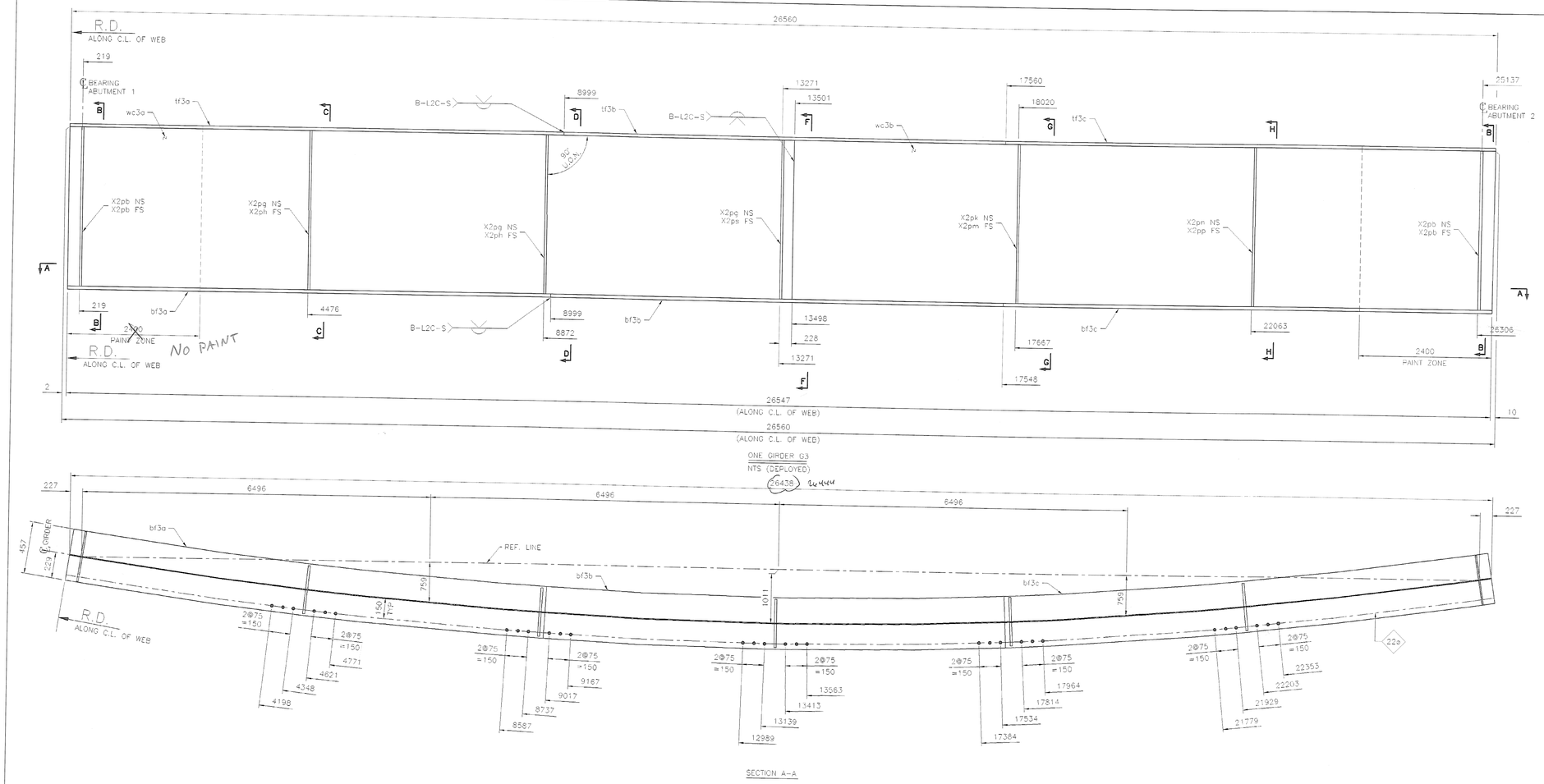

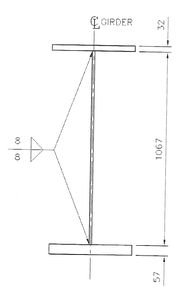

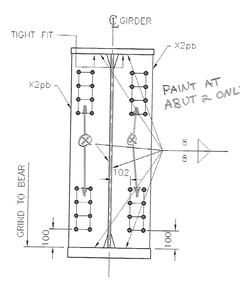

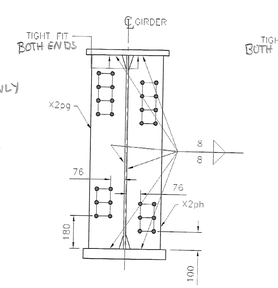

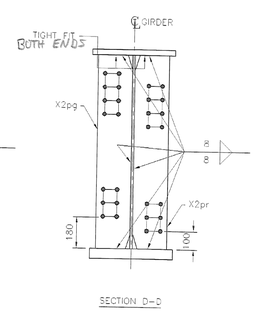

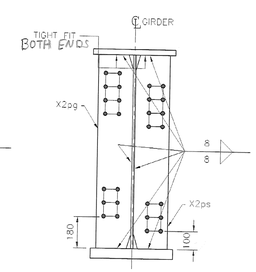

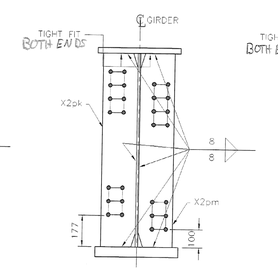

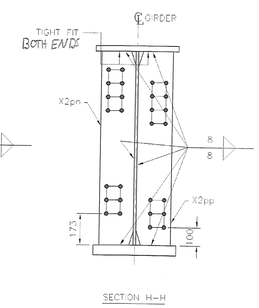

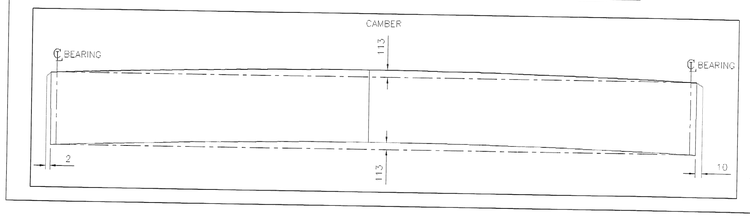

SHOP BILL

LINE	MARK	NUMBER	SHAPE	SECTION	FINISHED LENGTH mm	ITEM NO.	REMARKS	Weight lbs
1	G3	ONE		GIRDER				11959
2	tf3a	1	PL	32x457	9000		CVN	1033
3	tf3b	1	PL	32x457	8560		CVN	983
4	tf3c	1	PL	32x457	9000		CVN	1033
5	wc3a	1	PL	14x1067	13501		CVN	1583
6	wc3b	1	PL	14x1067	13059		CVN	1531
7	bf3a	1	PL	57x457	9000		CVN	1840
8	bf3b	1	PL	57x457	8548		CVN	1748
9	bf3c	1	PL	57x457	9000		CVN	1840
10	X2pb	4	PL	22x216	1067			158
11	X2pg	3	PL	13x190	1067			62
12	X2ph	1	PL	13x190	1067			21
13	X2pk	1	PL	13x190	1067			21
14	X2pm	1	PL	13x190	1067			21
15	X2pn	1	PL	13x190	1067			21
16	X2pp	1	PL	13x190	1067			21
17	X2pr	1	PL	13x190	1067			21
18	X2ps	1	PL	13x190	1067			21

ALL MATERIAL (EXCEPT BOLTS) TO BE ASTM: A709M-50W

ALL WELDS TO BE MADE WITH ELECTRODES SERIES E70XX

OPEN HOLES ARE FOR H.S. BOLTS AND ARE TO BE FREE OF BURRS AND SCALE

BOLTS: 7/8 M 164M TYPE III | OPEN HOLES: 24 UN | PAINT: SEE GN-1

International Bridge & Iron Co.
90 Day Street
Newington, CT. 06111

VERMONT DOT
SUNDERLAND BRIDGE
FED. AID PROJ. NO.: BRF-0114 (2)
CONTRACTOR: PETRICCA CONSTRUCTION CORP.
ENGINEER: ROGER WHITCOMB

RECEIVED
CK'D BY CWC CK'D BY DRP
MAR 07 2007
RESUBMIT ____ APPROVED AS NOTED
BY CWC DATE 3/30/07

U.O.N. : UNLESS OTHERWISE NOTED

PRIMER ONLY WITHIN 3" OF OPEN HOLES AT FAYING SURFACES

For Approval	Revised	Issue to Shop

GIRDER 3

Drawn by: E.T. Date 02/26/07 Checked by: – Date MM/JJ/AA

Contract	Suffix	Dwg. Number
606		3