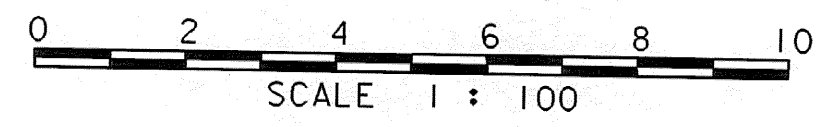
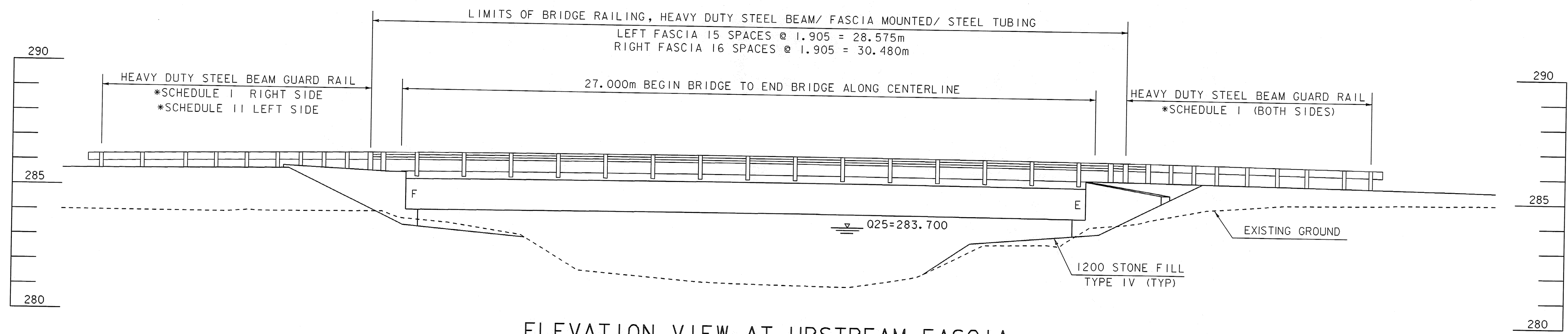


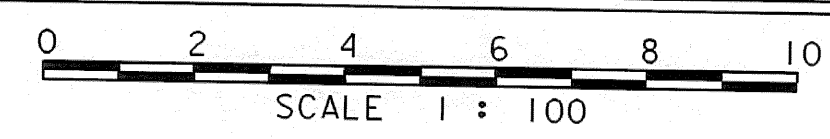
PLAN VIEW



- SCHEDULE I (SEE STD.SB-R6-82M)
- SCHEDULE II (SEE STD.SB-R6-82M)



ELEVATION VIEW AT UPSTREAM FASCIA



SHEET NAME: PLAN AND ELEVATION	
PROJECT NAME: SUNDERLAND	HIGHWAY NO.: TH 3
PROJECT NUMBER: BRF 0114(2)	BRIDGE NO.: 14
	OVER: ROARING BRANCH
FILE NAME: /PW/93j009/sj009pe.dgn	PLOT DATE: 14-DEC-2005
PROJECT MANAGER: R. R. WHITCOMB	DRAWN BY: J.SCOTT
DESIGNED BY: C. CARLSON	IPARM NAME: sj009pe.1
	SHEET 22 OF 67