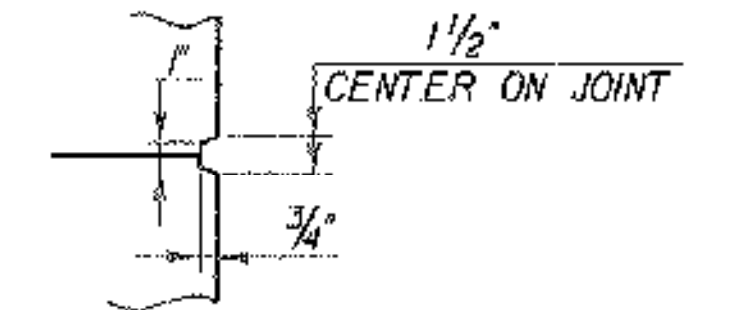
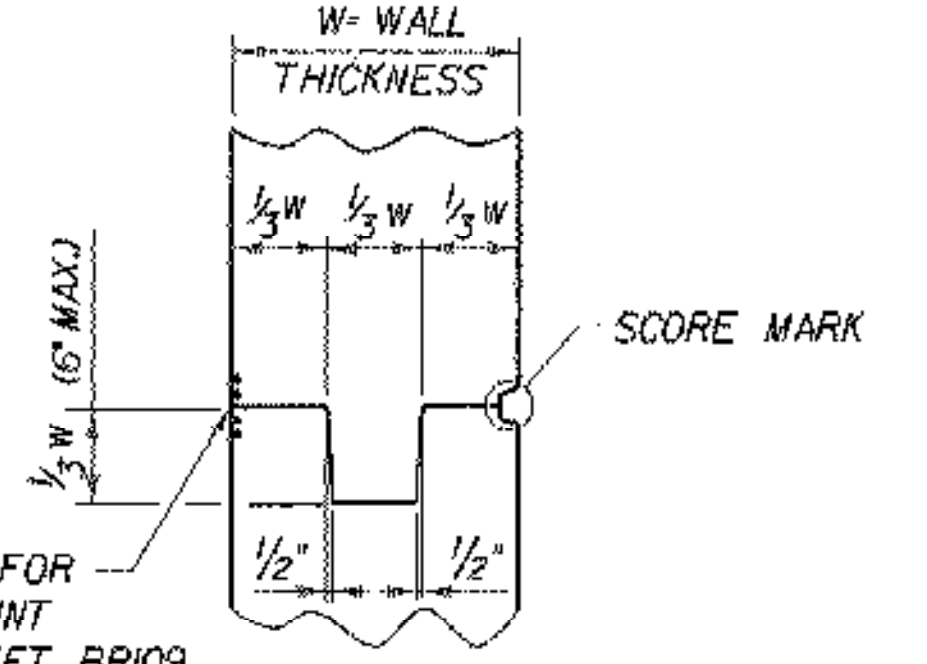


PLAN
SCALE 1/4" = 1'-0"
0 2 4 6

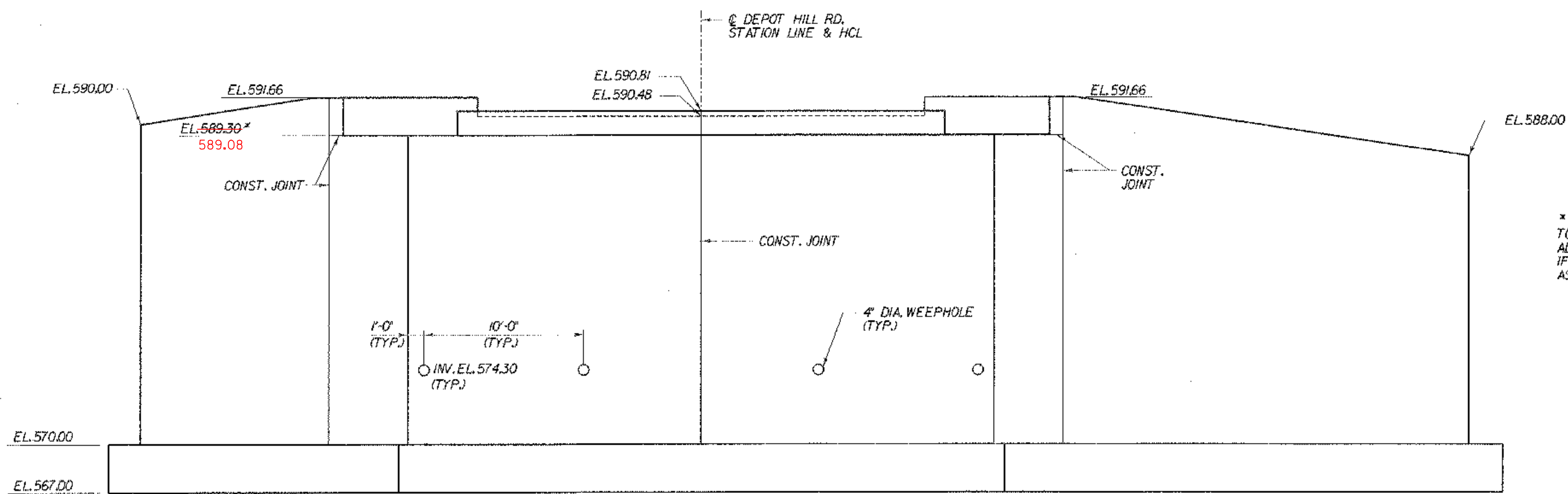


SCORE MARK DETAIL
BRI15 (NOT TO SCALE)



PVC WATERSTOP FOR CONSTRUCTION JOINT
SEE BRIDGE SHEET BRI09.

TYPICAL CONCRETE CONSTRUCTION JOINT
(NOT TO SCALE)



ELEVATION
SCALE 1/4" = 1'-0"
0 2 4 6

* THE BRIDGE SEAT ELEVATION IS BASED ON AN ASSUMED TOTAL BEARING HEIGHT OF 4". THE CONTRACTOR SHALL ADJUST THE BEARING SEAT ELEVATION AS NECESSARY IF THE ACTUAL BEARING HEIGHT DIFFERS FROM THE ASSUMED 4".

**STATE OF VERMONT
AGENCY OF TRANSPORTATION**

Town Of	ST. JOHNSBURY	Bridge No.	29
Highway No.	T.H. 85	Log Sta.	
		Surv. Sta.	
DEPOT HILL ROAD OVER THE PASSUMPSIC RIVER			
ABUTMENT 2 PLAN AND ELEVATION			
Designed By	M. SMULLEN	Drawn by	Wm WEATHERBY
Checked By	M. OLSTAD	Date	7/2003
		Bridge Design Supervisor	P. HALSTEAD
		Date	9/2006
PROJECT	ST. JOHNSBURY	PROJECT NO.	BRO 1447(19)
I.G.C. Info.			
Bridge Sheet No.	BRI15	Sheet	48 OF 72



DATE/TIME: 12/26/2006 USER: 2467