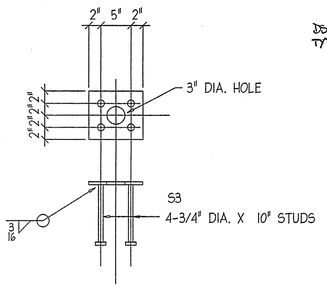

5 REQ - P1

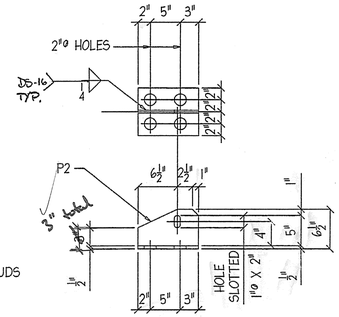

5 REQ - BP1

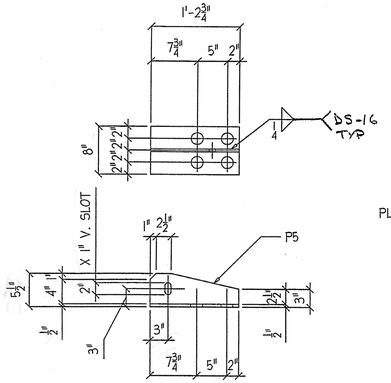

5 REQ - BP2

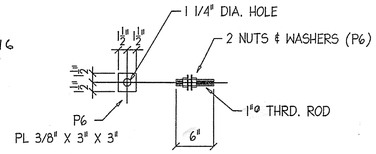

20 REQ - R1

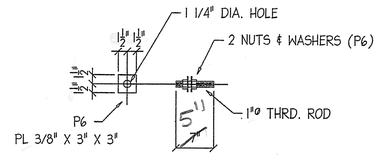

16 REQ - R2

LONG POINT TO LONG POINT
@ WORK LINE TO WORK LINE

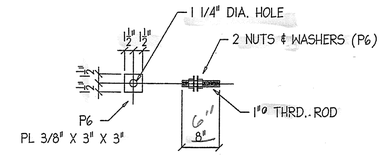

4 REQ - R3

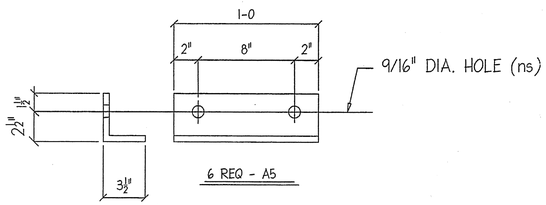

6 REQ - A5

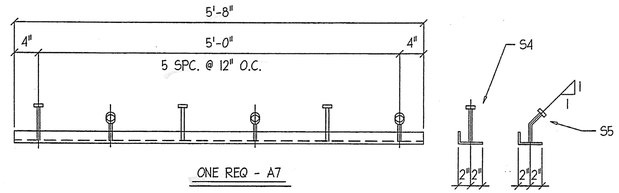

ONE REQ - A7

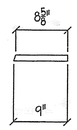

2 REQ - P7

BAR 1" X 1" X 9"

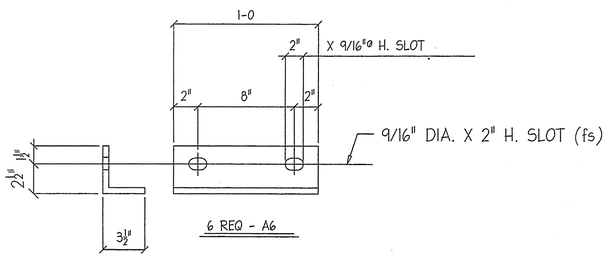

6 REQ - A6

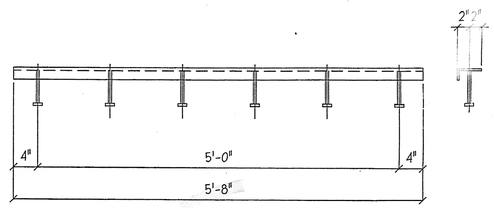

ONE REQ - A8

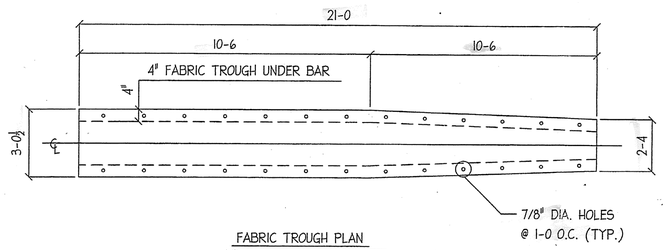

FABRIC TROUGH PLAN

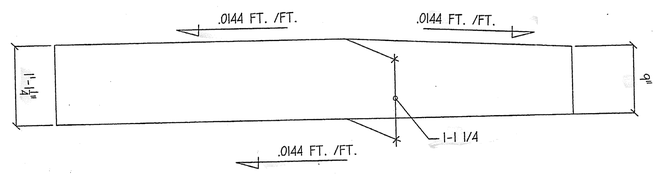

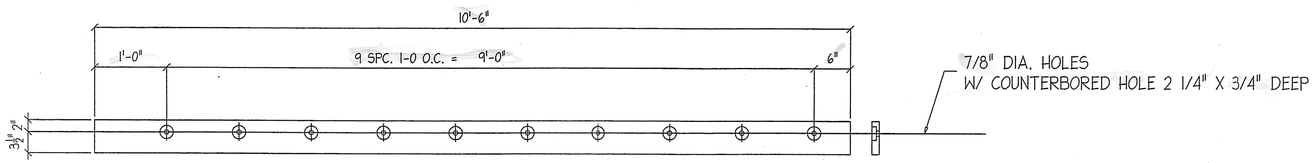

2 REQ - P3

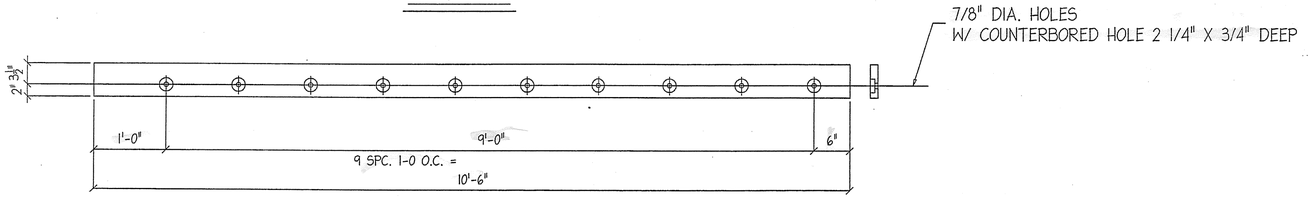

2 REQ - P4

BILL OF MATERIAL

QTY	MARK	SHAPE	LENGTH		REMARKS
1	A1	L 7 X 4 X 1/2	10	6	
1	A2	L 8 X 4 X 1/2	10	6	
1	A3	L 8 X 4 X 1/2	10	6	
1	A4	L 8 X 4 X 1/2	10	6	
6	A5	L 4 X 3 1/2 X 1/2	1	0	
6	A6	L 4 X 3 1/2 X 1/2	1	0	
1	A7	L 4 X 2 X 3/8	1	0	
3	S4	1/2"ø STUD	0	6	STR.
3	S5	1/2"ø STUD	0	6	BENT
1	A8	L 4 X 2 X 3/8	1	0	
5	S4	1/2"ø STUD	0	6	STR.
5	P1	PL 1/2" X 8"	0	9	
20	S3	3/4"ø STUDS	0	10	
5	BP1	PL 1/2" X 8"	0	10	
5	P2	PL 1/2" X 6"	0	10	
5	BP2	PL 1/2" X 8"	1	2 3/4	
5	P5	PL 1/2" X 5"	1	2 3/4	
2	P3	PL 1 1/4" X 5 1/2"	10	6	
2	P4	PL 1 1/4" X 5 1/2"	10	6	
2	P7	BAR 1" X 1"	0	9	
20	R1	1"ø THRD. ROD	0	6	2 NUTS
40	P6	PL 3/8" X 3"	0	3	WASHER
16	R2	1"ø THRD. ROD	0	7	2 NUTS
32	P6	PL 3/8" X 3"	0	3	WASHER
4	R3	1"ø THRD. ROD	0	8	2 NUTS
8	P6	PL 3/8" X 3"	0	3	WASHER
1		FABRIC TROUGH			SEE PLAN
		FIELD BOLTS			
12	- 3/4" DIA. X 2 1/4" A325 BOLTS (@ SHIPPING DEVICE)				
40	- 3/4" DIA. X 2 1/4" A325 BOLTS (@ JOINT)				

CCS CONSTRUCTORS LLC
138 MUNSON AVENUE
MORRISVILLE, VT 05661

RECEIVED FEB - 7 2006

PROJECT NO. = JOHNSON, VT. BHO 1448 (18)

EXPANSION JOINT (EJ-1) @ ABUTMENT #1

DATE SUB.	PROJECT	JOHNSON, VT. BRIDGE
	LOCATION	JOHNSON, VT.
	ARCHITECT	
DATE APP.	ENGINEER	
DATE DIST.	CUSTOMER	C.C.S.

RECEIVED
CK'D BY JMP OK'D BY CWC
FEB 09 2006
RESUBMIT BY CWC APPROVED As noted 4-11-06

REV. NO.	DATE	DESCRIPTION

HOLES: 13/16"ø (U.N.O.) DATE: 1-24-06
PAINT: GALVANIZED

MERRIMACK

MISCELLANEOUS IRON
STRUCTURAL STEEL
FABRICATORS

MERRIMACK SHEET METAL
119 HALL ST.
CONCORD, N.H., 03301
TEL. (603) 224-7766
FAX. (603) 224-7925

DR BY KJM
REV BY
JOB NO. 0567
DWG NO. F1