GENERAL NOTES

CHANGES IN ALIGNMENT AND GRADE FOR GUTTERS SHOULD BE AS GRADUAL AS THE WIDTH OF RIGHT-OF-WAY AND TERRAIN WILL PERMIT.

CURVED PORTIONS OF TREATED GUTTERS MAY REQUIRE ADDITIONAL PROTECTION ALONG THE OUTSIDE EDGE OF THE GUTTER TO AID IN REDIRECTING THE WATER AND HELP PREVENT EROSION

THE USE OF SOD STRIPS ALONG BOTH EDGES OF GUTTERS SHOULD BE CONSIDERED AS A MEANS OF PREVENTING EROSION AND UNDERMINING OF THE GUTTER.

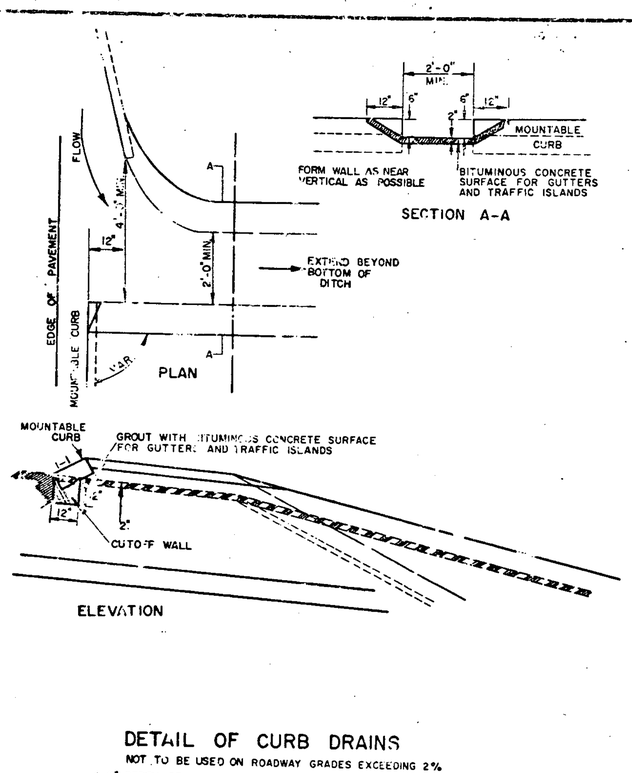

DETAIL OF CURB DRAINS

NOT TO BE USED ON ROADWAY GRADES EXCEEDING 2%

A 6" DEPTH OF COARSE SAND OR GRAVEL SHALL BE USED TO REPLACE UNSUITABLE MATERIAL ENCOUNTERED BELOW SUBGRADE AT THE DIRECTION OF THE ENGINEER.

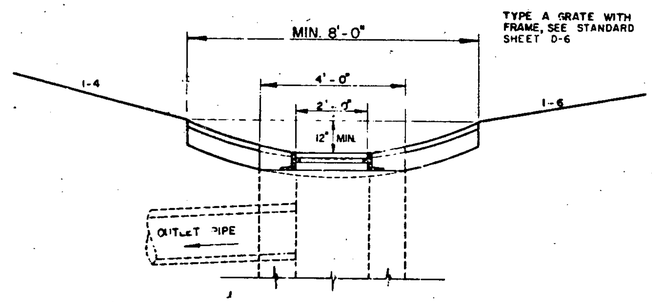

DROP INLET WITH GRATE IN TREATED GUTTER

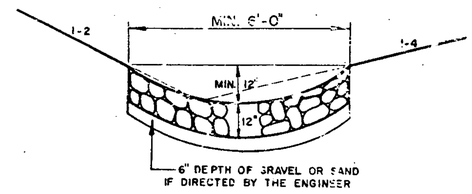

BITUMINOUS GROUTED STONE GUTTER

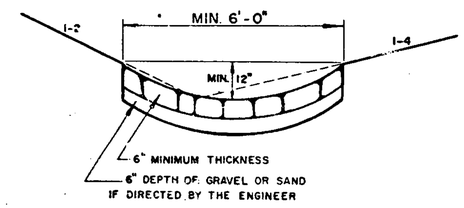

RIPRAP, LIGHT TYPE

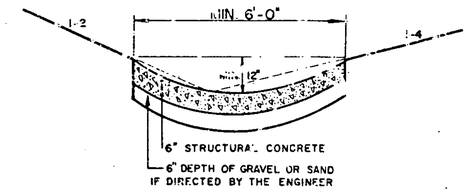

PLAIN CEMENT CONCRETE GUTTER

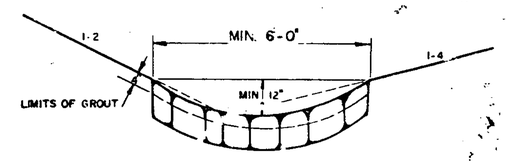

PLAIN RUBBLE PAVING
GROUTED RUBBLE PAVING

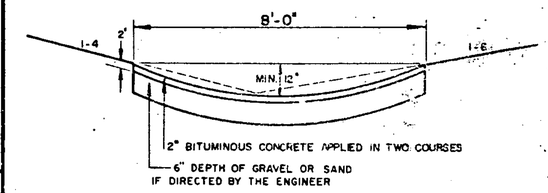

BITUMINOUS CONCRETE SURFACE FOR GUTTERS AND TRAFFIC ISLANDS

JUTE MATTING

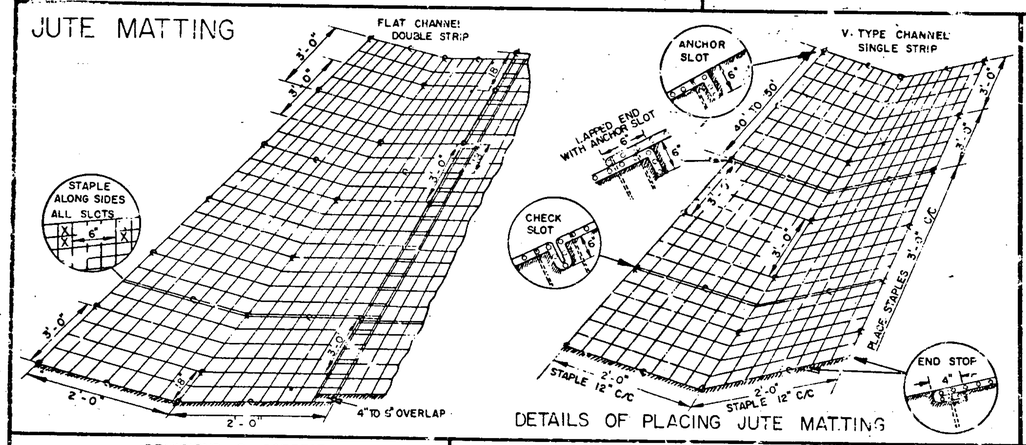

DETAILS OF PLACING JUTE MATTING

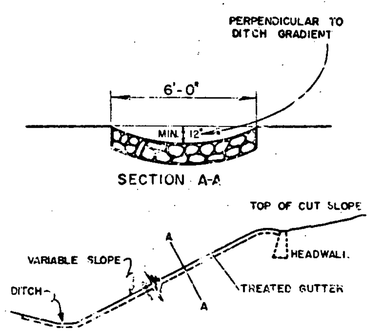

DETAIL OF TREATED GUTTER ON CUT SLOPE

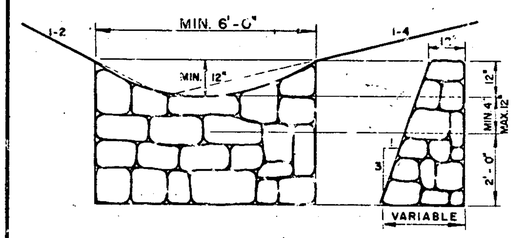

HEADWALL TO BE CONSTRUCTED AT TOP OF SLOPE AND MAY BE USED WITH ALL TYPES OF GUTTERS.

CONCRETE ALTERNATE, SEE SUB-SECTION 602.11

CEMENT RUBBLE MASONRY GUTTER HEADWALL

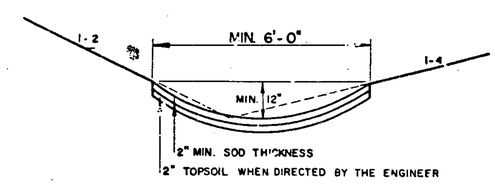

SOD JOINTS TO BE STAGGERED

SODDING

REVISIONS & CORRECTIONS

APRIL 27, 1973 - GENERAL NOTES ADDED

APPROVED DATE Dec. 6, 1971

R. H. Carroll
CHIEF ENGINEER

E. H. Stickney
ASST. CHIEF ENGINEER

G. M. Lane
HIGHWAY ENGINEER

TREATED GUTTERS

VERMONT DEPARTMENT OF HIGHWAYS STANDARD

D-3