WORK ORDER NO.	DRAWING NO.	REV.
15873	12-5	3

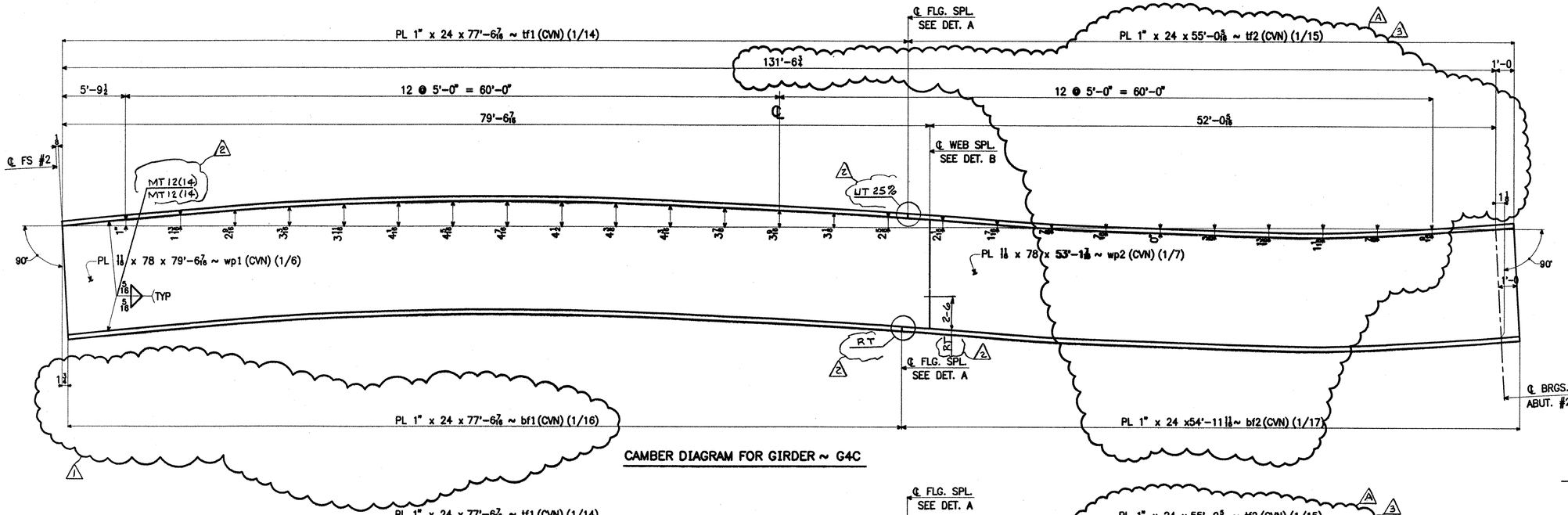

CAMBER DIAGRAM FOR GIRDER ~ G4C

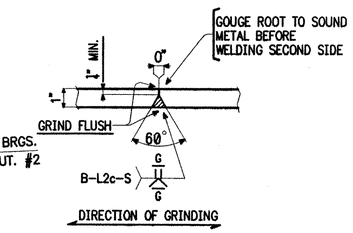

FLANGE SPLICE DETAIL A

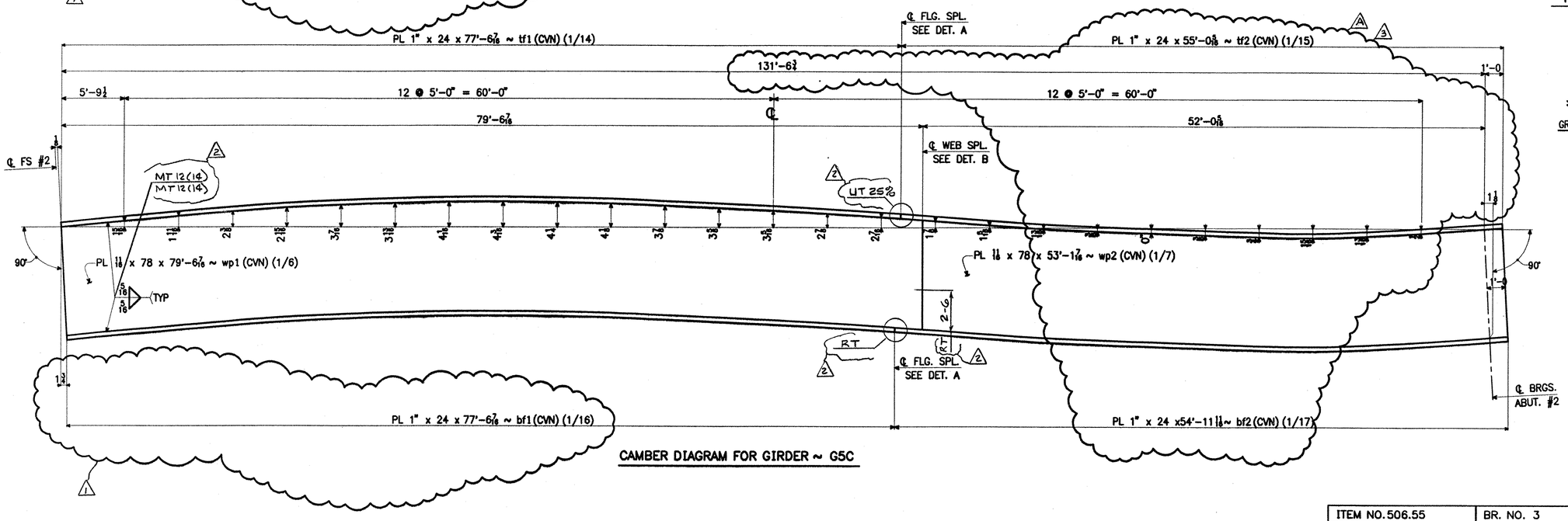

CAMBER DIAGRAM FOR GIRDER ~ G5C

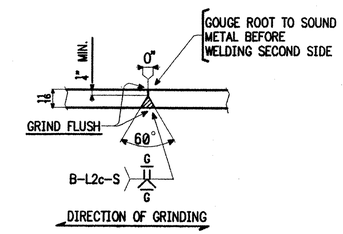

WEB SPLICE DETAIL B

RECEIVED
CK'D BY LWS OK'D BY
DEC 27 2001
RESUBMIT APPROVED ✓
BY CPW DATE 1/9/02

NOTES:

1. MATERIAL: ASTM A709-50W
2. CVN DENOTES CHARPY V-NOTCH TESTING REQUIRED.

3 FLG & WEB 12-17-01 AV
2 NDT 8-23-01 MCM
1 APPL COMMENTS 8-22-01 AV
A APPL COMMENTS 6-21-01 AV

ITEM NO. 506.55	BR. NO. 3	PROJ. NO. BRZ 1444(22)

TITLE: CAMBER DIAGRAMS

APPROVED: 9-5-01

PRINT DIST.		
5	4-7-01	APPR.
ORIG.	6-21-01	FAB.
5	7-13-01	APP
12	8-23-01	FAB
5	8-24-01	APP
12	8-24-01	FAB
5	12-18-01	APP
11	12-18-01	FAB

National Eastern Corporation
Plainville, Connecticut

JOB: T.H. 1 OVER THE WHITE RIVER
ROYALTON, VERMONT

FOR APPROVAL

CUSTOMER: BECK & BELLUCCI, INC.

DESIGNER: VERMONT AGENCY OF TRANSPORTATION

REVISED

CHECKED	TS	3/01
DRAWN	AV	3/01

WORK ORDER NO.	DRAWING NO.	REV.
15873	12-5	3