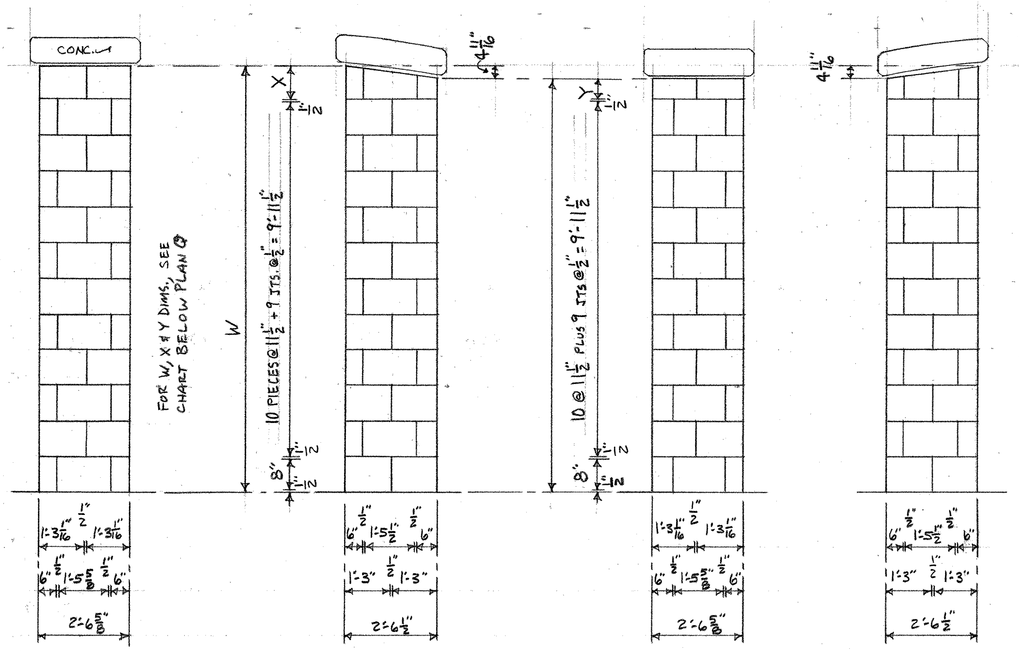

R1 ELEV.
SIX THUS

R2 ELEV.
SIX THUS

R3 ELEV.
SIX THUS

R4 ELEV.
SIX THUS

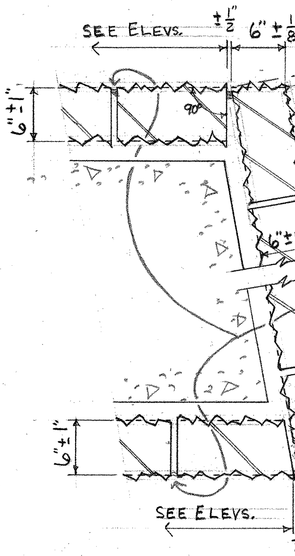

1 DETAIL

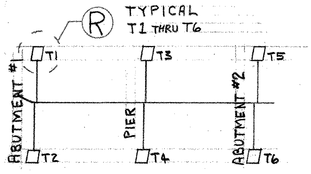

Q KEY PLAN - DECK TOWERS

TOWER	'W' DIM.	'X' DIM.	'Y' DIM.
T1	11'-7 1/16"	10 1/16"	5 3/8"
T2	11'-8 5/16"	11 5/16"	6 5/8"
T3	11'-6 1/4"	9 1/4"	4 9/16"
T4	11'-6 1/8"	9 1/8"	4 7/16"
T5	11'-8 3/8"	11 3/8"	6 11/16"
T6	11'-8"	11"	6 5/16"

11'-8 3/8"

AT 'X' & Y DIMS., MAKE:
T5 SAME AS T2
T3 " " T4
OKAY ?
ND

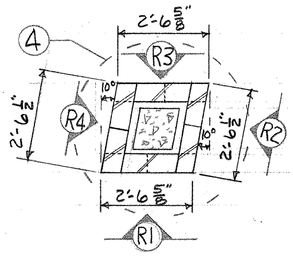

R PLAN
TOTAL SIX THUS

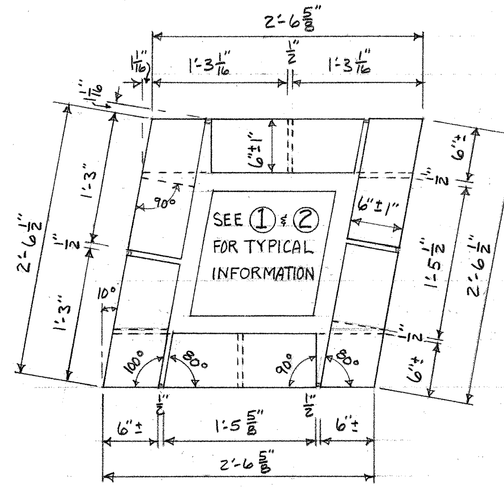

4 DETAIL PLAN

5 PROJECT NOTES

1. THE N.B.G.Q.A. FABRICATION TOLERANCES WILL APPLY, PLUS AS NOTED HEREIN.
2. ANCHORAGE:
   A. METHOD, DESIGN AND DETAILING - BY OTHERS.
   B. THAT SHOWN HEREIN IS OUR UNDERSTANDING OF WHAT IS WANTED. CHECK AND APPROVE AS SHOWN OR REVISE AS NEEDED.
   C. IF ADDITIONAL CUTTING/DRILLING FOR ANCHORAGE IS WANTED, PROVIDE DETAILS AND LOCATIONS.
3. ANCHORS & OTHER ACCESSORIES - BY OTHERS
4. ANCHORS & OTHER ITEMS IN CONTACT WITH GRANITE ARE TO BE NON-STAINNG.

NOTE:
This shop drawing represe
specifications, and our contr
Prior to manufacture of a
construction, and existing con
by our customer.
No stone will be scheduled
by our customer that our draw
Approval delay results in lat
Any stone fabricated in ac
not fit job conditions will be re
expense, and only after rece
We assume no responsibili
trades unless adequate infor
ings at the time they are ap
We assume no responsibili
but our own, and will not be
use of this drawing by other

610187