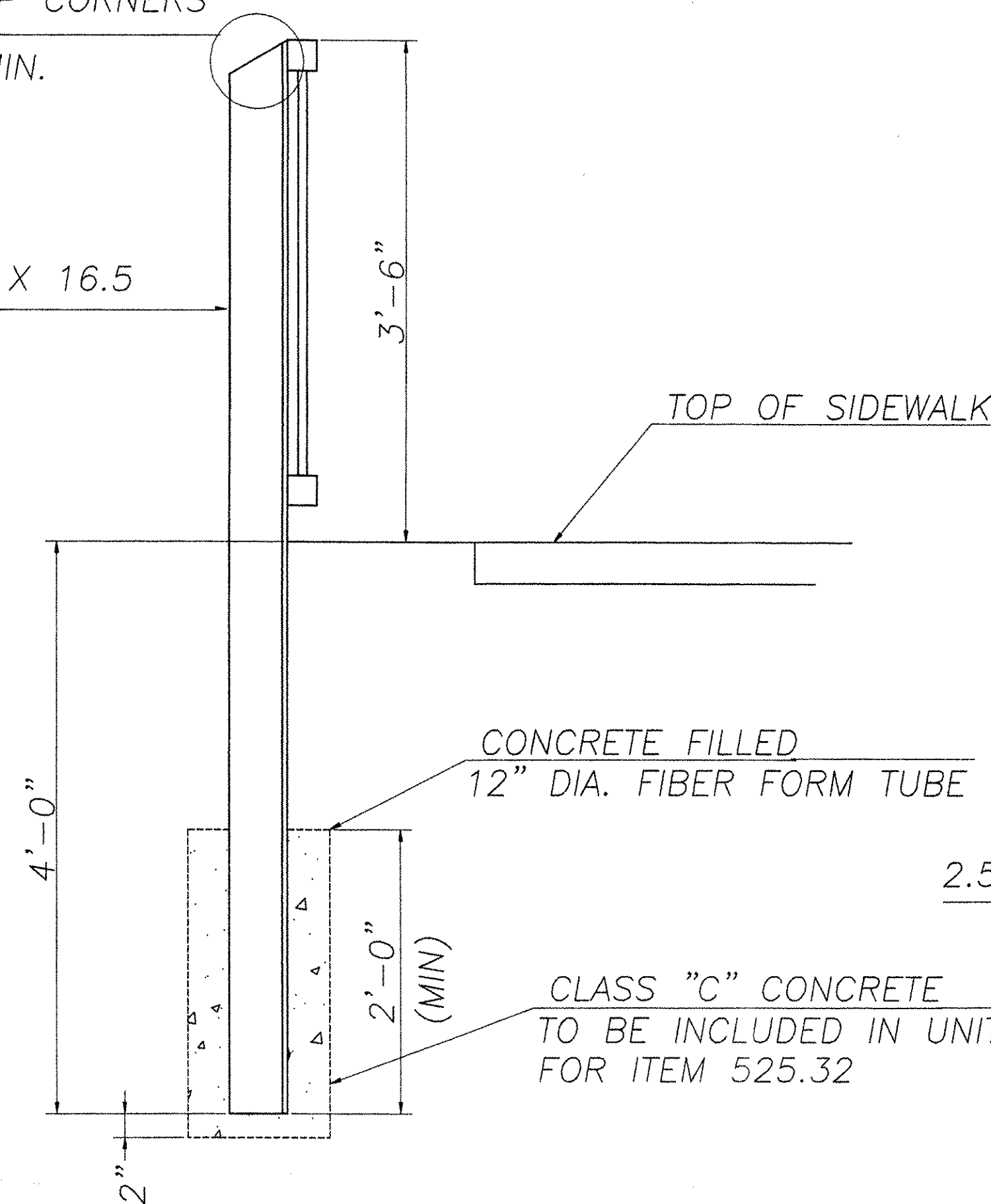


GRIND ALL SHARP CORNERS

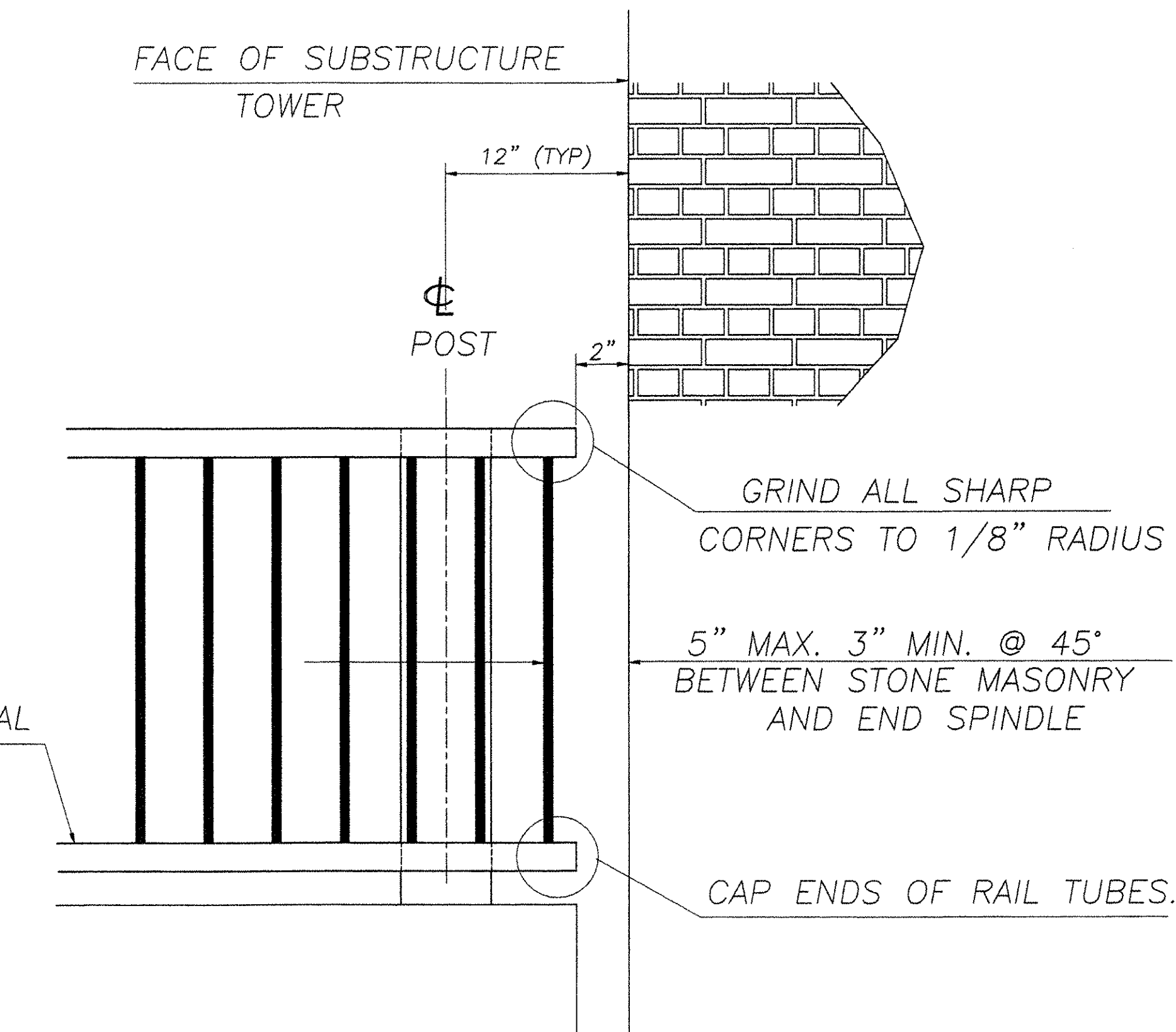
1/8" RADIUS MIN.

POST WT5 X 16.5



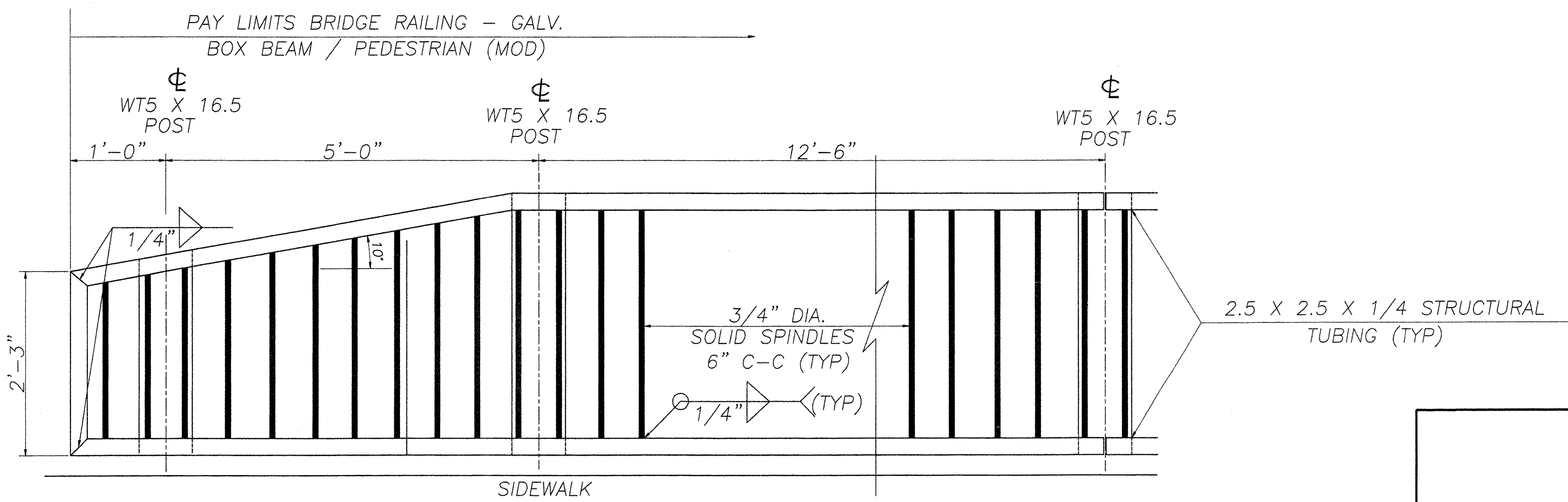
**PEDESTRIAN RAIL
APPROACH SECTION**
(POST INSTALLED IN SOIL)

FACE OF SUBSTRUCTURE
TOWER



**PEDESTRIAN RAIL
TERMINATION @ TOWER**

BILL OF MATERIAL		
Mk.	Qty.	Description
	8	WT5 x 16.5 POST (7'-6" OAH)
	2	WT5 x 16.5 POST (6'-8 13/16" OAH)
	38	WT5 x 16.5 POST W/BASE PLATE
	2	PEDESTRIAN RAIL APPROACH (18'-5 13/16" OAL)
RA1	1	RAIL SECTION (18'-5 13/16" OAL) W/37 SPINDLES (APPROACH RAIL W/SHOP CURVE)
RA2	1	RAIL SECTION (10'-9 5/8" OAL) W/22 SPINDLES
RA3	1	RAIL SECTION (22'-7 13/16" OAL) W/45 SPINDLES & CUT & WELD
RA4	1	RAIL SECTION (22'-2 15/16" OAL) W/SHOP CURVE & 45 SPINDLES
RA5	1	RAIL SECTION (21'-8 5/8" OAL) W/SHOP CURVE & 44 SPINDLES
RA6	1	RAIL SECTION (21'-8 5/16" OAL) W/CUT & WELD & 43 SPINDLES
RA7	1	RAIL SECTION (22'-11 1/4" OAL) W/46 SPINDLES
RA8	1	RAIL SECTION (11'-7" OAL) W/23 SPINDLES
RA9	1	RAIL SECTION (18'-5 13/16" OAL) W/37 SPINDLES (APPROACH RAIL W/SHOP CURVE)
RA10	1	RAIL SECTION (20'-8 15/16" OAL) W/SHOP CURVE & 37 SPINDLES
RA11	1	RAIL SECTION (20'-10 7/8" OAL) W/41 SPINDLES
RA12	12	RAIL SECTION (24'-11 5/8" OAL) W/50 SPINDLES
	152	1" x 12" LG. ANCHOR BOLT W/HEAVY HEX NUT & WASHER
	152	1" JAMB NUT
	152	1" HEX NUT
	152	1" HEAVY HEX NUT
	38	ANCHOR PLATE (3/8 x 8 x 1'-3")
	208	3/4" ROUND HEAD BOLT W/NUT & WASHER



PEDESTRIAN RAIL APPROACH END SECTION

REVISIONS		
No.	Remarks	Date
0	Initial submittal	10/16/01
	Second submittal	3/18/02
	Third submittal	4/17/02
	Fourth submittal	5/5/02

RECEIVED
 OK'D BY *WV* OK'D BY _____
 MAY 15 2002
 RESUBMIT _____ APPROVED *CPW*
 BY *CPW* DATE 5/20/02

HIGHWAY SAFETY CORP.
 GLASTONBURY, CT

ITEM 525.32 PEDESTRIAN RAIL (MOD)
 PROJECT No. AC BRZ 1444(22)
 TOWN OF ROYALTON
 TH1 OVER THE WHITE RIVER
 (BRIDGE No. 3) WINDSOR COUNTY

DRAWN J. Ruiz
 CHECKED *Pat K*
 DATE 10/15/01
 SCALE N.T.S.
 HSC REFERENCE NO. 1242

GENERAL CONTRACTOR
 SUB CONTRACTOR F. R. LAFAYETTE, INC.

SIZE D REVISION 0
 SHEET NO. 5 of 5

