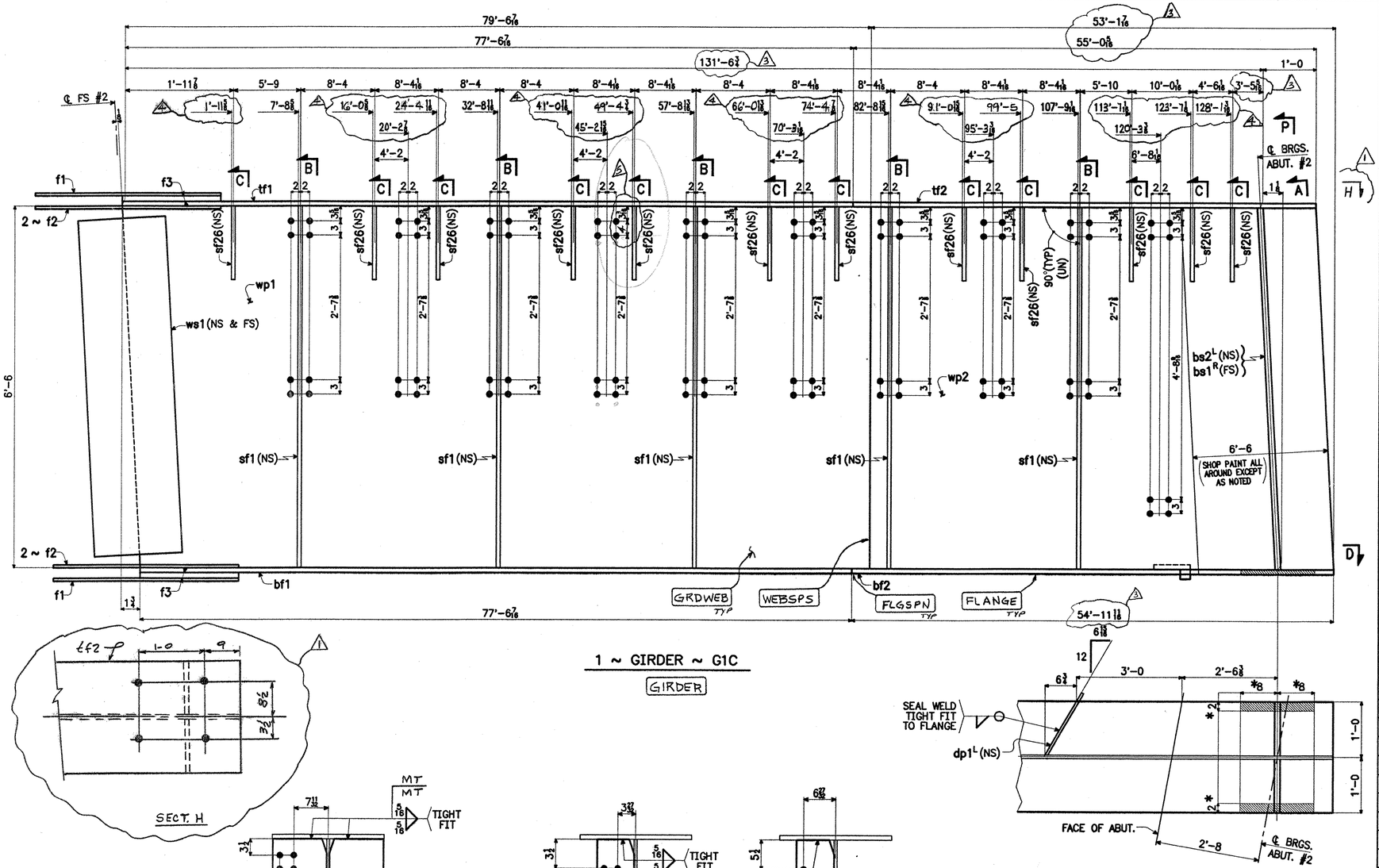

1 ~ GIRDER ~ G1C

GIRDER

SECT. D

*PRIME COAT ONLY BOTT. OF BOTT. FLG. AND EDGES

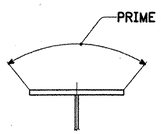

SECT. P

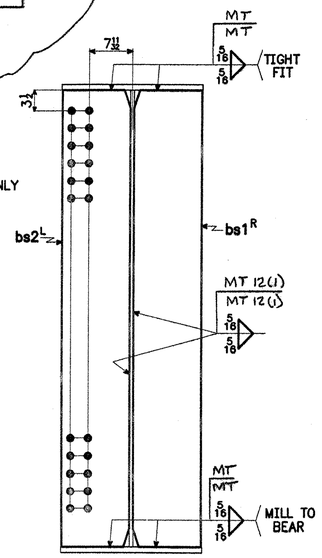

SECT. A

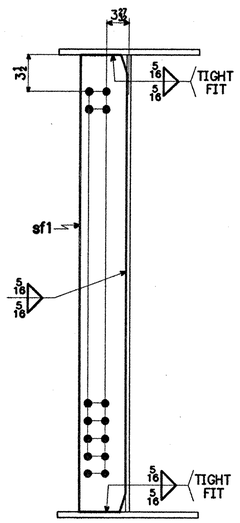

SECT. B

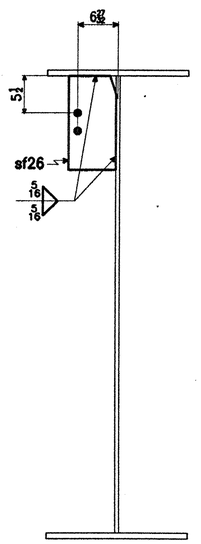

SECT. C

NOTES:

1. FOR GENERAL NOTES, SEE SHT. GN1.
2. FOR GIRDER CAMBER DIAGRAM, SEE DWG. 12-3.
3. FOR GIRDER STANDARD DETAILS, SEE DWG. 12-9.
4. FOR FIELD SPLICE DETAIL, SEE DWG. 12-10.

RECEIVED
OK'D BY CPW OK'D BY
JAN 30 2002
RESUBMIT APPROVED X
BY CPW DATE 2/11/02

5 HLS @ 45°: 2 9/16 JCM
4 EXT DIM 1-14-02 JCM
3 FLG, WEB & EXT DIM 12-17-01 AV
2 PAINT NOTE 11-19-01 JCM
1 SECT H 9-11-01 JCM

SHIP MARK	NO.	MARK	SHAPE	LENGTH		ITEM NO.	WT.	REMARKS
G1C	1		GIRDER					
	1	tf1	PL 1" x 24	77'-6 7/16	5-1/14	1/14	6332	CVN
	1	tf2	PL 1" x 24	55'-0 5/8	3 5-1/15	1/15	4494	CVN
	1	bf1	PL 1" x 24	77'-6 7/16	5-1/14	1/16	6332	CVN
	1	bf2	PL 1" x 24	54'-11 1/16	3 5-1/15	1/17	4490	CVN
	1	wp1	PL 1 1/16 x 78	79'-6 7/16	5-3/2	1/6	X	CVN
	1	wp2	PL 1 1/16 x 78	53'-1 7/16	5-1/3	1/7	24184	CVN
	1	bs2L	PL 1 1/4 x 11 1/2	6'-6 1/8	5-1/11	3/2	318	M1E
	1	bs1R	PL 1 1/4 x 11 1/2	6'-6 1/8	↳	3/2	318	M1E
	5	sf1	PL 1/2 x 8	6'-6	5-3/2	3/4	442	
	12	sf26	PL 1/2 x 8	1'-4	↳	3/8	218	
	1	dp1L	PL 1/4 x 3	1'-3 5/8	5-3/12	3/10	3	
	2	f1	PL 5/8 x 24	3'-4 1/2	5-2/5	2/10	345	CVN
	4	f2	PL 5/8 x 10	3'-4 1/2	↳	2/11	287	CVN
	2	f3	PL 1 1/4 x 24	1'-9 5/8	5-1/2	2/13	368	
	2	ws1	PL 5/8 x 72 1/2	1'-7 1/2	5-3/5	2/12	501	CVN
					3		48632	#

7-19-02

STEEL: ASTM	A709-36	A709-50	☒ A709-50W	Unless Noted			
WELDING ELECTRODE:	☒ E70	See Welding Proc.	None				
HOLES:	13/16	☒ 15/16	1 1/16	Unless Noted	As Noted	None	
PAINT: 2	None	Galv. After Fab.	As Noted	☒ SEE SHT GN1			
SPECIAL PAINT:							
SPECIAL CLEANING:	☒ Blast Clean SSPC SP10	None					

ITEM NO. 506.55 | BR. NO. 3 | PROJ. NO. BRZ 1444(22)

TITLE: GIRDER ~ G1C

APPROVED: 9-5-01		
PRINT DIST.		
5	4-7-01	APPR.
ORIG.	9-5-01	FAB.
5	7-13-01	APP
5	8-24-01	APP
5	9-12-01	APP
12	9-12-01	FAB
5	11-19-01	APP
11	11-19-01	FAB
5	12-18-01	APP
11	12-18-01	FAB
CHECKED	TS	3/01
DRAWN	AV	3/01

11 FAB
5 1-28-02 APP
11 1-28-02 FAB
5 1-15-02

REVISED

National Eastern Corporation
Plainville, Connecticut

JOB: T.H. 1 OVER THE WHITE RIVER
ROYALTON, VERMONT

FOR APPROVAL

CUSTOMER: BECK & BELLUCCI, INC.

DESIGNER: VERMONT AGENCY OF TRANSPORTATION

WORK ORDER NO.	DRAWING NO.	REV.
15873	12-21	5