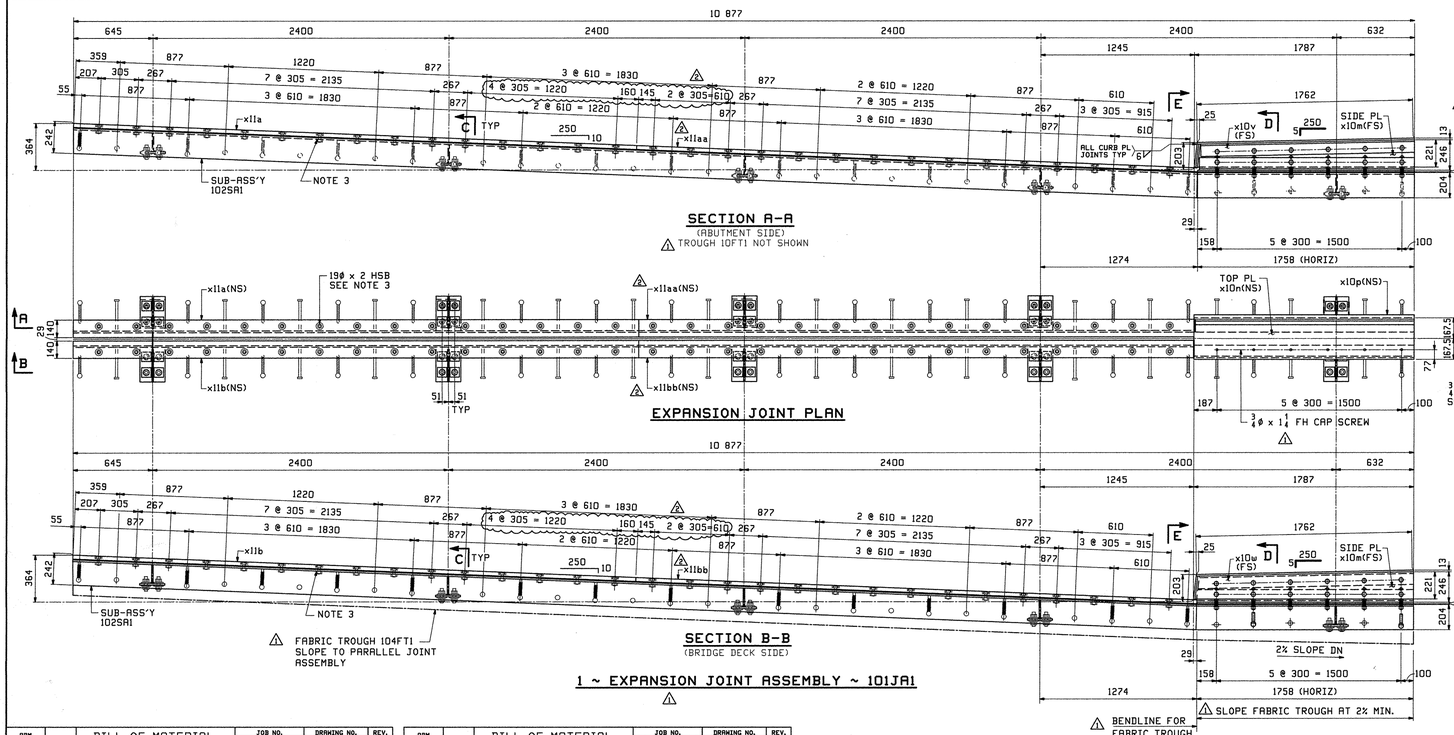


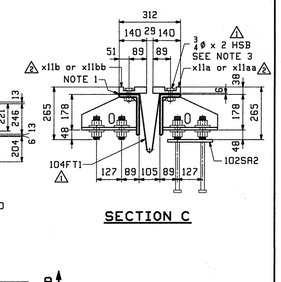


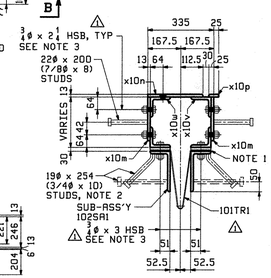


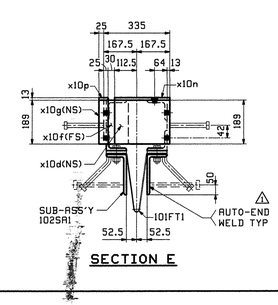


| ABM INFO PAGE | LINE | SHIP MARK | QTY | MARK | MATERIAL | LENGTH m | LENGTH mm | REMARKS | WT | PROCUREMENT NOTES |
|---|---|---|---|---|---|---|---|---|---|---|
| | | | | | BILL OF MATERIAL | | | JOB NO. 519 | DRAWING NO. 101 | REV. |
| | 101JA1 | | 1 | | EXPANSION JOINT SUB-ASSY △1 | | | | 2082 kg 4590 lbs | |
| 4 | E | | 1 | x10d | PL 13x189 | 0 | 280 | | 9 kg 19 lbs | |
| 4 | F | | 1 | x10f | PL 13x102 | 0 | 189 | | 2 kg 4 lbs | |
| 4 | G | | 1 | x10g | PL 13x51 | 0 | 189 | | .98 kg 2.17 lbs | |
| 4 | J | | 2 | x10m | PL 13x222 | 1 | 774 | | 40 kg 88 lbs | |
| 4 | K | | 1 | x10n | PL 13x280 | 1 | 764 | | 50 kg 111 lbs | |
| 4 | L | | 1 | x10p | PL 13x51 | 1 | 764 | | 9 kg 20 lbs | |
| 4 | P | | 1 | x10v | L 102x102x13 | 1 | 764 | △1 | 41 kg 90 lbs | |
| 4 | R | | 1 | x10w | L 102x102x13 | 1 | 748 | | 18 kg 40 lbs | |
| 4 | S | | 2 | x10y | PL 13x102 | 1 | 758 | | | |
| 5 | B | | 1 | x11a | FL 32x140 | 4 | 561 | △2 | 161 kg 354 lbs | |
| 5 | C | | 1 | x11b | FL 32x140 | 4 | 561 | △2 | 161 kg 354 lbs | |
| 5 | B | | 1 | x11a | FL 32x140 | 4 | 562 | △2 | 161 kg 354 lbs | |
| 5 | C | | 1 | x11b | FL 32x140 | 4 | 562 | △2 | 161 kg 354 lbs | |
| | | | | | SHOP BOLTS | | | | | |
| 6 | B | | 60 | | 3/4 ø HSB | 0 | 2 | GALV. ASTM-I | .24 kg .53 lbs | |
| 6 | C | | 24 | | 3/4 ø HSB | 0 | 2 1/4 | GALV ASTM-I | .24 kg .53 lbs | |
| 6 | D | | 12 | | 3/4 ø HSB | 0 | 3 | GALV. ASTM-I | .24 kg .53 lbs | |
| 6 | E | | 96 | | 3/4 ø HSW | | | GALV. ASTM-I | .02 kg .05 lbs | |

| ABM INFO PAGE | LINE | SHIP MARK | QTY | MARK | MATERIAL | LENGTH m | LENGTH mm | REMARKS | WT | PROCUREMENT NOTES |
|---|---|---|---|---|---|---|---|---|---|---|
| | | | | | BILL OF MATERIAL | | | JOB NO. 519 | DRAWING NO. 101 | REV. |
| 6 | G | | 6 | | 3/4 ø CAP SCREW | 0 | 1 1/4 | | .24 kg .53 lbs | |
| | | | | | SHOP STUDS | | | | | |
| 6 | N | | 84 | | STUD 19 ø | 0 | 254 | 3/4 DIA x 10 ASGM | .33 kg .73 lbs | |
| 6 | P | | 12 | | STUD 22 ø | 0 | 200 | 7/8 DIA x 8 ASGM | .67 kg .47 lbs | |
| 6 | T | | 2 | 101TP1 | 1/16 x 3 x 36'-0 TAPE | | | BUTYL RUBBER TAPE SPEC 707.12 | | |
| | | | 1 | 104FT1 | FABRIC TROUGH | | | | | |
| | | | 1 | 102SA1 | LOWER JOINT SUB-ASSY | | | | 1127 kg 2485 lbs | |
| | | | 5 | 102SA2 | ANCHOR PL SUB-ASSY | | | | 5 kg 11 lbs | |

NOTES:

1). 1/16x3" BUTYL RUBBER TAPE MK 101TP1 STANDARD SPEC SUBSECTION 707.12 CENTERED ON LINE OF BOLTS PLACED BETWEEN ANGLE AND FABRIC.

△1 2.) STUDS WELDED @ 300 O/C. BENT AS SHOWN, ALTERNATE WITH STRAIGHT STUDS @ 300 O/C.

△1 3.) WELD NUTS ON (3) SIDES COAT BOLT & NUT THREADS WITH NICKEL BASED ANTI-SEIZE LUBE.

| REV. | DATE | REMARKS | DWN | CHK | APVL | SHOP |
|---|---|---|---|---|---|---|
| △3 | 4/25/13 | ADDED x11aa & x11bb, REVISED DIMS | BP | TJB | | |
| △1 | 4/2/13 | REVISED MARKS, BOM & TITLEBOX | BP | TJB | | |
| 0 | | | | | | |

MATERIAL: △1 M270M-345 | SURFACE PREP. & PAINT: △1 GALVANIZED | HOLES: △1 NONE | SHOP BOLTS: △1 NONE

DESCRIPTION: EXPANSION JOINT ASSEMBLY

CASCO BAY STEEL STRUCTURES, INC.
1 WALLACE AVE. PHONE (207) 780-6722
SOUTH PORTLAND, ME 04106 FAX. (207) 780-6726

STRUCTURE: READSBORO
VT. ROUTE TH-2 OVER WEST BRANCH OF DEERFIELD RIVER

DRAWN: BP DATE: 02/26
CHKD: TJB DATE: 03/09

LOCATION: READSBORO, VERMONT | JOB NO. 519 | DWG NO. 101

PROJ NO. BRF 0105(3)

CUSTOMER: RENAUD BROS. | REV. △3