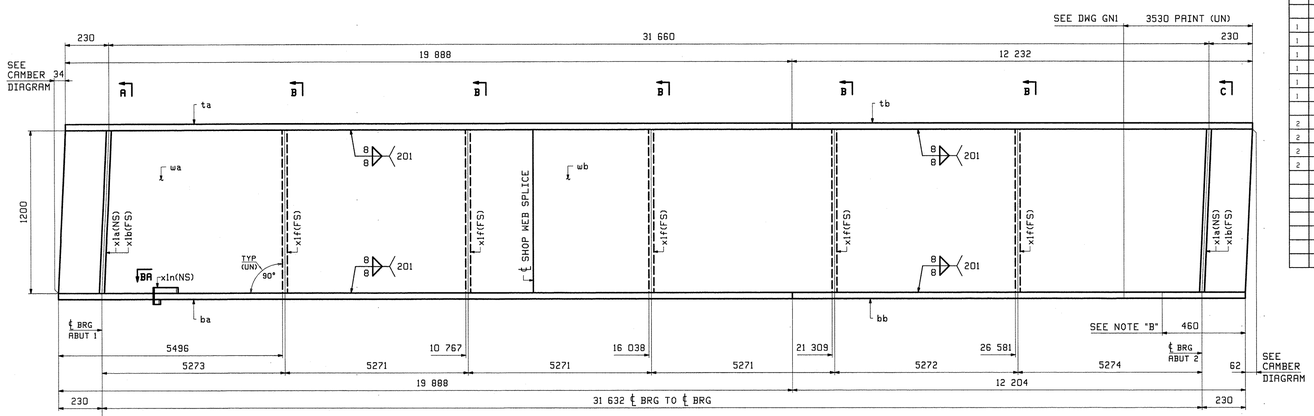

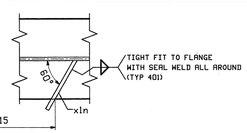

SECTION BA

ONE - GIRDER - 4G5

FOR GIRDER STANDARD DETAILS SEE DRAWING X1.
FOR CAMBER & FLANGE DIAGRAMS SEE DRAWING C1.
FOR GENERAL NOTES SEE DRAWING GN1.
T2 DENOTES MATERIAL SUBJECT TO CHARPY V-NOTCH TESTING.

NOTE "B"
NO PAINT AREA ALONG BOTTOM FLANGE.
(FIELD WELDED SOLE PLATE) (SEE SECTION P ON GN1).

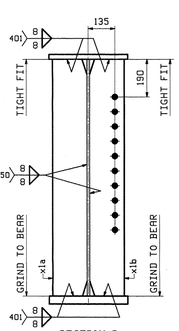

SECTION A
SECTION C (PAINTED)

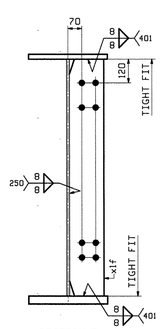

SECTION B

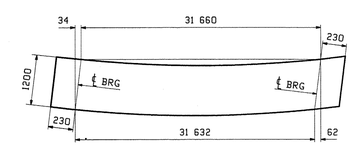

ORIENTATION DIAGRAM
FOR CAMBER SEE DWG C1

ABM INFO PAGE	ABM INFO LINE	SHIP MARK	QTY	MARK	MATERIAL	LENGTH m	LENGTH mm	REMARKS	WT	PROCUREMENT NOTES
		4G5	1		GIRDER				4015 kg 8269 lb	
1	G		1	wa	PL 14x1200	12	203	M270M-345WT2	1609 kg 3548 lb	
1	E		1	wb	PL 14x1200	19	954	M270M-345WT2	2632 kg 5802 lb	
1	J		1	ta	PL 25x400	19	888		1561 kg 3442 lb	
1	L		1	tb	PL 25x400	12	232		960 kg 2117 lb	
1	A		1	ba	PL 40x400	19	888	M270M-345WT2	2488 kg 5507 lb	
1	C		1	bb	PL 40x400	12	204	M270M-345WT2	1593 kg 3275 lb	
2	B		2	x1a	PL 16x175	1	200	MIE	53 kg 116 lb	
2	B		2	x1b	PL 16x175	1	200	MIE	53 kg 116 lb	
2	C		5	x1f	PL 14x175	1	200		115 kg 254 lb	
2	D		1	x1n	PL 6x94	0	275		1 kg 3 lb	

JOB NO.	DRAWING NO.	REV.
519	4	

BILL OF MATERIAL

REV.	DATE	REMARKS	DWN	CHK	APVL	SHOP
0					JUL 13 2012	

MATERIAL:	SURFACE PREP. & PRINT:	HOLES:	SHOP BOLTS:
M270M-345W(UN)	SEE DWG GN1	13/16"Φ	NONE

DESCRIPTION: GIRDER - 4G5

CASCO BAY STEEL STRUCTURES, INC.
1 WALLACE AVE. PHONE (207) 780-6722
SOUTH PORTLAND, ME 04106 FAX. (207) 780-6726
TENSOR BIDZ

STRUCTURE: READSBORO
VT. ROUTE TH-2 OVER WEST BRANCH
OF DEERFIELD RIVER

	DRAWN:	DATE:
	JTB	06/23
	CHKD:	DATE:
	WJL	07/10

LOCATION: READSBORO, VERMONT	JOB NO.	DWG NO.
PROJ NO. BRF 0105(3)	519	4
CUSTOMER: RENAUD BROS.		REV. △

VTrans
DELIVERED
OFFICE OF BRIDGE DESIGN
JUL 23 2012

RECEIVED BY ____ APPROVED BY ____ DATE 7/17/12