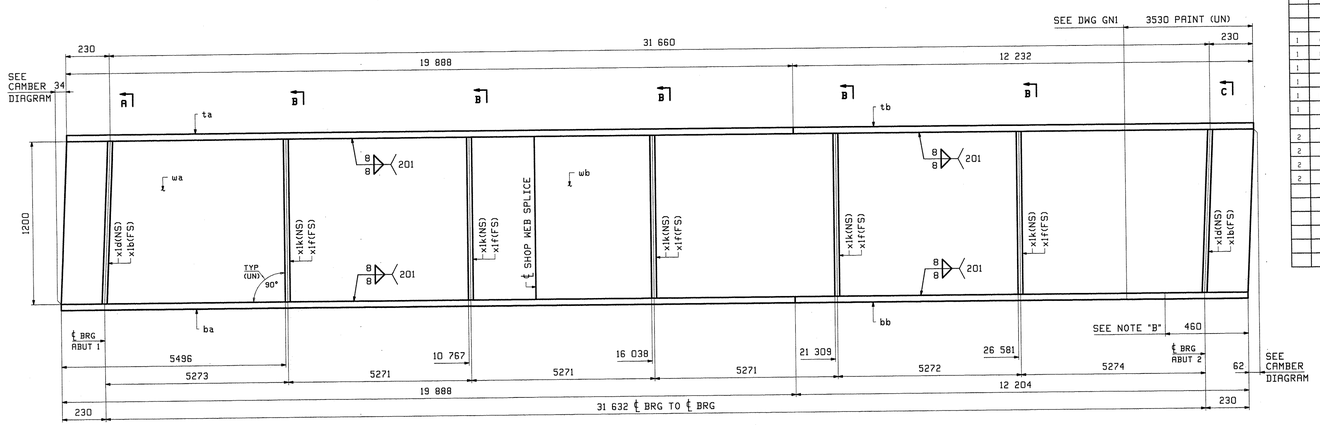

ONE - GIRDER - 2G2
ONE - GIRDER - 2G3
ALIKE EXCEPT FOR MARK

FOR GIRDER STANDARD DETAILS SEE DRAWING X1.
FOR CAMBER & FLANGE DIAGRAMS SEE DRAWING C1.
FOR GENERAL NOTES SEE DRAWING GN1.
T2 DENOTES MATERIAL SUBJECT TO CHARPY V-NOTCH TESTING.

NOTE "B"
NO PAINT AREA ALONG BOTTOM FLANGE.
(FIELD WELDED SOLE PLATE) (SEE SECTION P ON GN1).

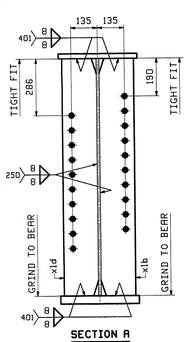

SECTION A
SECTION C (PAINTED)

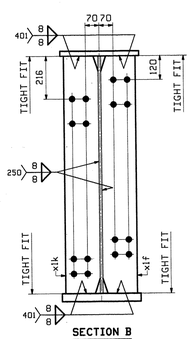

SECTION B

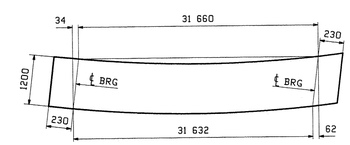

ORIENTATION DIAGRAM
FOR CAMBER SEE DWG C1

ABM INFO PAGE	ABM INFO LINE	SHIP MARK	QTY	MARK	MATERIAL	LENGTH m	LENGTH mm	REMARKS	WT	PROCUREMENT NOTES
		2G2	1		GIRDER				22259 kg 49072.3#s	
		2G3	1		GIRDER				22259 kg 49072.3#s	
1	G		2	wa	PL 14x1200	12	203	M270M-345WT2	3219 kg 7095.3#s	
1	E		2	wb	PL 14x1200	19	954	M270M-345WT2	5263 kg 11603 #s	
1	J		2	ta	PL 25x400	19	888		3122 kg 6884.3#s	
1	L		2	tb	PL 25x400	12	232		1920 kg 4233.3#s	
1	A		2	ba	PL 40x400	19	888	M270M-345WT2	4996 kg 11014 #s	
1	C		2	bb	PL 40x400	12	204	M270M-345WT2	3088 kg 6806.3#s	
2	B		4	x1b	PL 16x175	1	200	MILL	106 kg 233.3#s	
2	B		4	x1d	PL 16x175	1	200	MILL	106 kg 233.3#s	
2	C		10	x1f	PL 14x175	1	200		231 kg 508.3#s	
2	C		10	x1k	PL 14x175	1	200		231 kg 508.3#s	

BILL OF MATERIAL

JOB NO. 519 | DRAWING NO. 2 | REV.

REV.	DATE	REMARKS	DWN	CHK	APVL	SHOP
0						

DWG 13 2012

MATERIAL: M270M-345W(UN)
SURFACE PREP. & PAINT: SEE DWG GN1
HOLES: 15/16" Ø
SHOP BOLTS: NONE

DESCRIPTION: GIRDERS - 2G2 & 2G3

CASCO BAY STEEL STRUCTURES, INC.
1 WALLACE AVE.
SOUTH PORTLAND, ME 04106
PHONE (207) 780-6722
FAX. (207) 780-6726

TENSOR 3132

STRUCTURE: READSBORO
VT. ROUTE TH-2 OVER WEST BRANCH
OF DEERFIELD RIVER

DRAWN: JTB DATE: 06/22
CHKD: WJL DATE: 07/10

LOCATION: READSBORO, VERMONT
PROJ NO. BRF 0105(3)
CUSTOMER: RENAUD BROS.

JOB NO. 519 | DWG NO. 2 | REV. △

Vtrans Received CKD BY JAV
JUL 23 2012
Received BY ____ APPROVED DATE 8/1/12