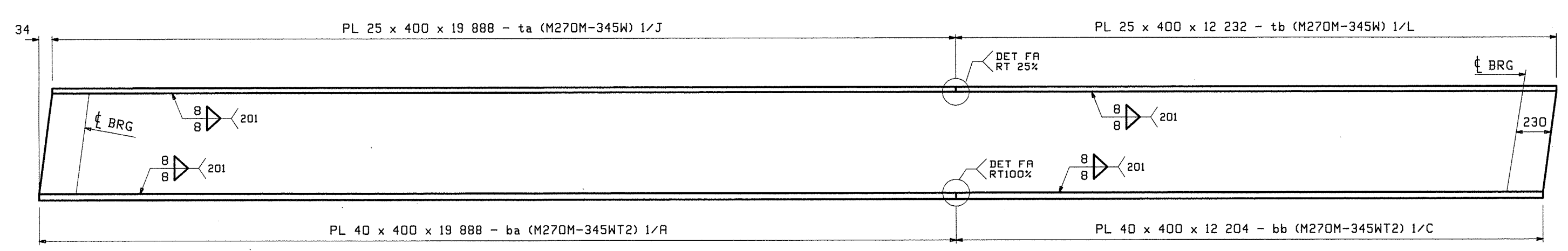
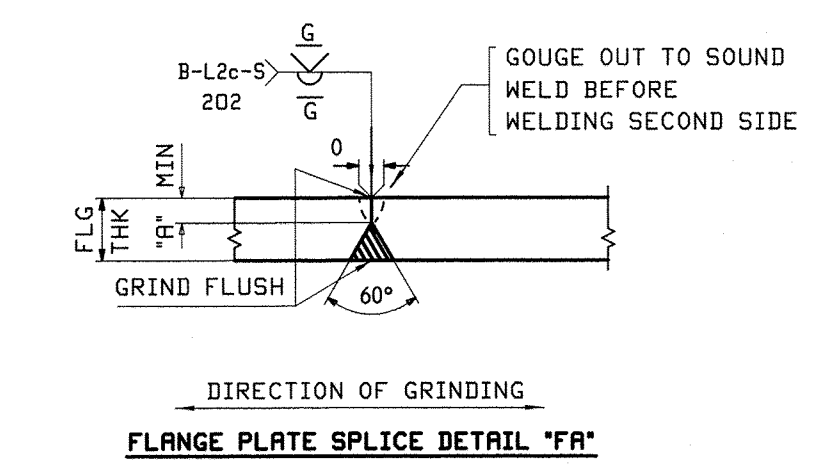
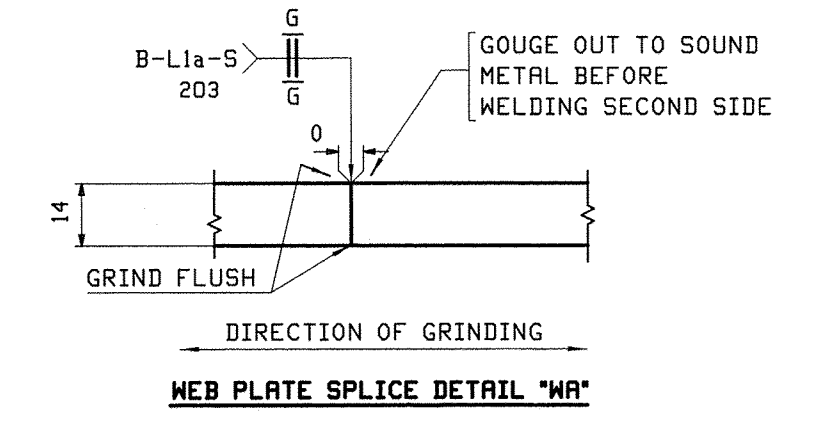


CAMBER DIAGRAM FOR 1G1, 2G2, 2G3, 3G4, 4G5
5 REQ'D



FLANGE DIAGRAM FOR 1G1, 2G2, 2G3, 3G4, 4G5



FLG THK	"A"
25	6
40	12

- NOTES:**
- FOR GENERAL NOTES SEE DRAWING GNI.
 - "T2" DENOTES MATERIAL SUBJECT TO CHARPY V-NOTCH TEST AT H FREQ. FOR ZONE 2

REV.	DATE	REMARKS	DWN	CHK	APVL	SHOP
DESCRIPTION: CAMBER & FLANGE DIAGRAM CASCO BAY STEEL STRUCTURES, INC. 1 WALLACE AVE. PHONE (207) 780-6722 SOUTH PORTLAND, ME 04106 FAX. (207) 780-6726						
STRUCTURE: READSBORO VT, ROUTE 11-2 OVER WEST BRANCH OF DEARFIELD RIVER			DRAWN: JTB	DATE: 05/17		
LOCATION: READSBORO, VERMONT			CHKD: WJL	DATE: 07/10		
PROJ NO: BRF 0105(3)	JOB NO:	DWG NO:	REV:			
CUSTOMER: RENAUD BROS.	519	C1	REV.:			

WJL
 JUL 23 2012
 WJL