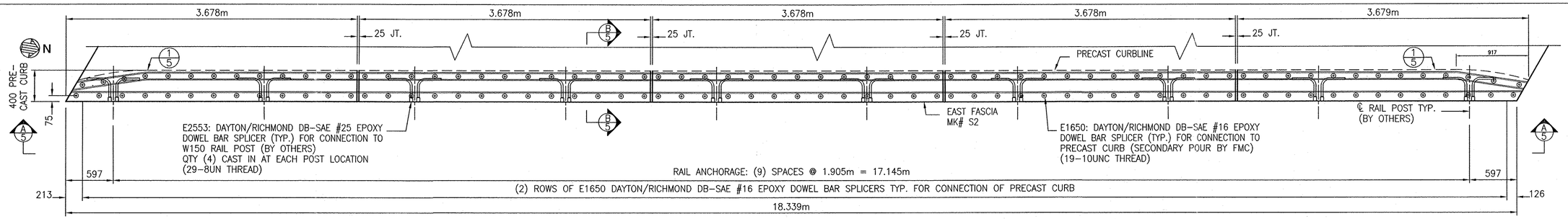

PRECAST CURB LAYOUT - PLAN VIEW

SECONDARY POUR BY FMC
MK# S2 SHOWN, MK# S1 SIMILAR

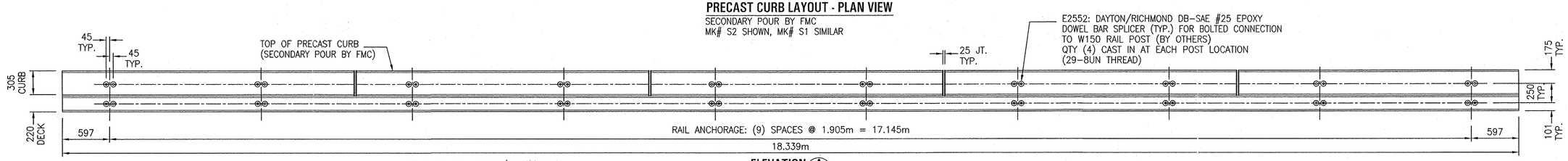

ELEVATION (A/5)

RAIL ANCHORAGE LAYOUT
TYP. EA. FASCIA

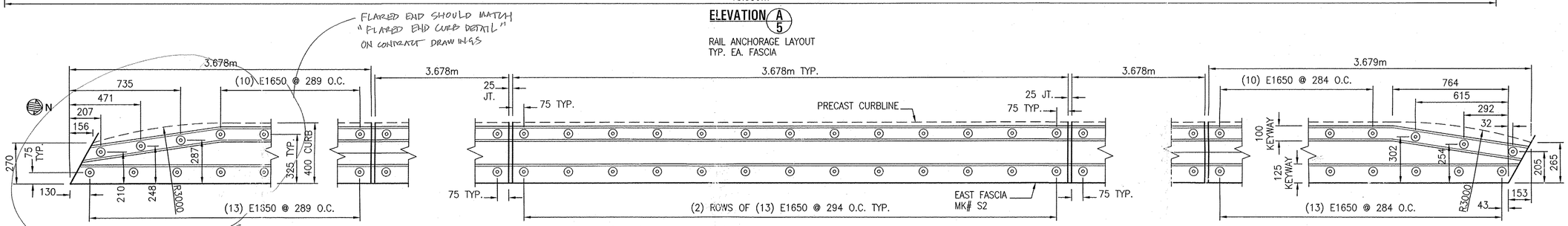

CURB / COUPLER LAYOUT DETAIL (1/5)

PLAN VIEW
MK# S2 SHOWN, MK# S1 SIMILAR

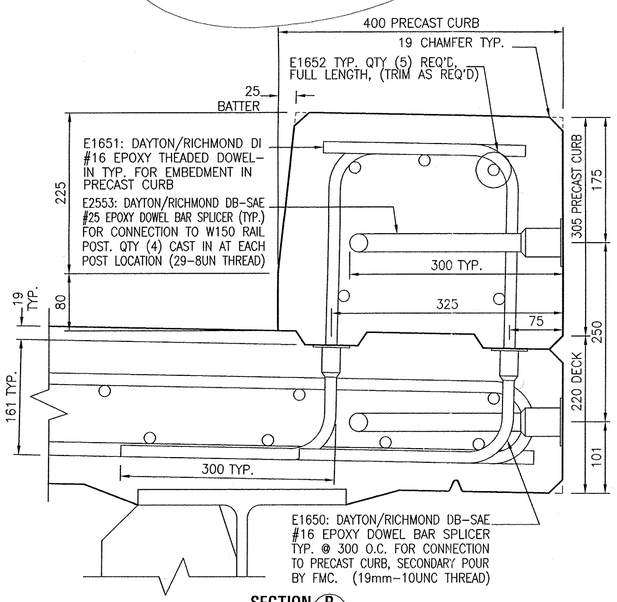

SECTION (B/5)

PRECAST CURB DETAIL
TYP. EA. UNIT FASCIA
40mm CLEAR COVER U.N.O.

CURB/RAIL NOTES

1. PRECAST CURB TO BE POURED IN ALTERNATING SECTIONS WITH A MINIMUM 48 HOUR DELAY BETWEEN ADJACENT POURS. JOINTS TO BE FILLED IN THE FIELD, BY THE CONTRACTOR, WITH A VAOT APPROVED JOINT SEALER.
2. ALL RAIL HARDWARE TO BE FURNISHED AND INSTALLED BY THE CONTRACTOR INCLUDING BOLTS. WASHERS, SPACERS, ETC. AS MAY BE NECESSARY FOR BOLTED CONNECTION TO CAST-IN #25 EPOXY SPLICERS (29-8UN THREAD).
3. CONTRACTOR TO VERIFY RAIL POST DIMENSIONS TO MAINTAIN REQUIRED RAIL CLEARANCES.

☐ Reviewed
☐ Rejected
☒ Furnish as Corrected
☐ Revise and Resubmit
☐ Submit Specified Item

This review is only for general conformance with the design concept and the information given in the Construction Documents. Corrections or comments made on the shop drawings during this review do not relieve the contractor from compliance with the requirements of the plans and specifications. Review of a specific item shall not include review of an assembly of which the item is a component. The Contractor is responsible for dimensions to be confirmed and correlated at the jobsite; information that pertains solely to the fabrication process or to the means, methods, techniques, sequences and procedures of construction; coordination of the Work with that of all other trades and performing all Work in a safe and satisfactory manner.

McFarland-Johnson, Inc.
Date 7/9/2010
By RMR

VAOT PROJECT FH 010-1(2): ITEM NO. 900.675

NOTE TO CONTRACTOR:

THIS SHOP DRAWING REPRESENTS OUR INTERPRETATION OF THE PLANS AND SPECIFICATIONS, AND OUR CONTRACT REQUIREMENTS FOR THIS PROJECT. PRIOR TO THE MANUFACTURE OF ANY ITEM FOR THIS PROJECT, ALL DIMENSIONS, METHODS OF CONSTRUCTION AND EXISTING CONDITIONS MUST BE CHECKED, CORRECTED AND/OR APPROVED BY OUR CUSTOMER. NO ITEM WILL BE SCHEDULED FOR PRODUCTION UNTIL WE HAVE BEEN NOTIFIED IN WRITING THAT OUR DRAWINGS HAVE BEEN APPROVED FOR FABRICATION. APPROVAL DELAYS WILL RESULT IN FABRICATION DELAYS. ANY ITEM THAT IS FABRICATED IN ACCORDANCE WITH APPROVED SHOP DRAWINGS THAT DOES NOT FIT THE CUSTOMER'S REQUIREMENTS WILL BE REMADE AND SHIPPED TO THE PROJECT ONLY AT THE CUSTOMER'S EXPENSE, AND ONLY AFTER RECEIPT OF A PURCHASE ORDER TO COVER THE ADDED EXPENSE. WE ASSUME NO RESPONSIBILITY FOR THE ALTERING OF OUR PRODUCTS TO ACCOMMODATE OTHER TRADES UNLESS REQUIRED INFORMATION IS FURNISHED AND SHOWN ON OUR SHOP DRAWINGS AT THE TIME THEY ARE APPROVED FOR FABRICATION BY OUR CUSTOMER.

ALL DATA CONTAINED HEREIN IS PROPRIETARY TO AND OWNED BY THE FORT MILLER CO., INC. AND IS SUBMITTED IN CONFIDENCE FOR EVALUATION PURPOSES ONLY. THIS DATA CANNOT BE DISCLOSED OR COPIED WITHOUT EXPRESS WRITTEN PERMISSION FROM FORT MILLER. FM COPYRIGHT (C) 2010.

Wendy Haugeto
WENDY HAUGETO
STATE OF VERMONT PE LICENSE 66451
AREA ENGINEERING, INC.
186 HOLLOW ROAD
SKILLMAN, NJ 08558

NO.	DATE	BY	REVISIONS

THE FORT MILLER Co., Inc.
P.O. BOX 98
SCHUYLERVILLE, NY 12871
(518) 695-5000
(518) 695-4970 FAX

F.M. JOB NO. 11579
SHEET NO. 5
DATE: 6-1-10
DRN. BY: M. WERN
CHK. BY: S. HARRIGAN
SCALE: NONE

PROJECT: TH 18 OVER SOUTH BRANCH MIDDLEBURY RIVER TOWN OF RIPTON, COUNTY OF ADDISON, VT
SUBJECT: PRECAST CURB DETAILS
CONTRACTOR: CCS CONSTRUCTORS, LLC
ENGINEER/ARCHITECT: VERMONT AGENCY OF TRANSPORTATION

DWG. NO. B5