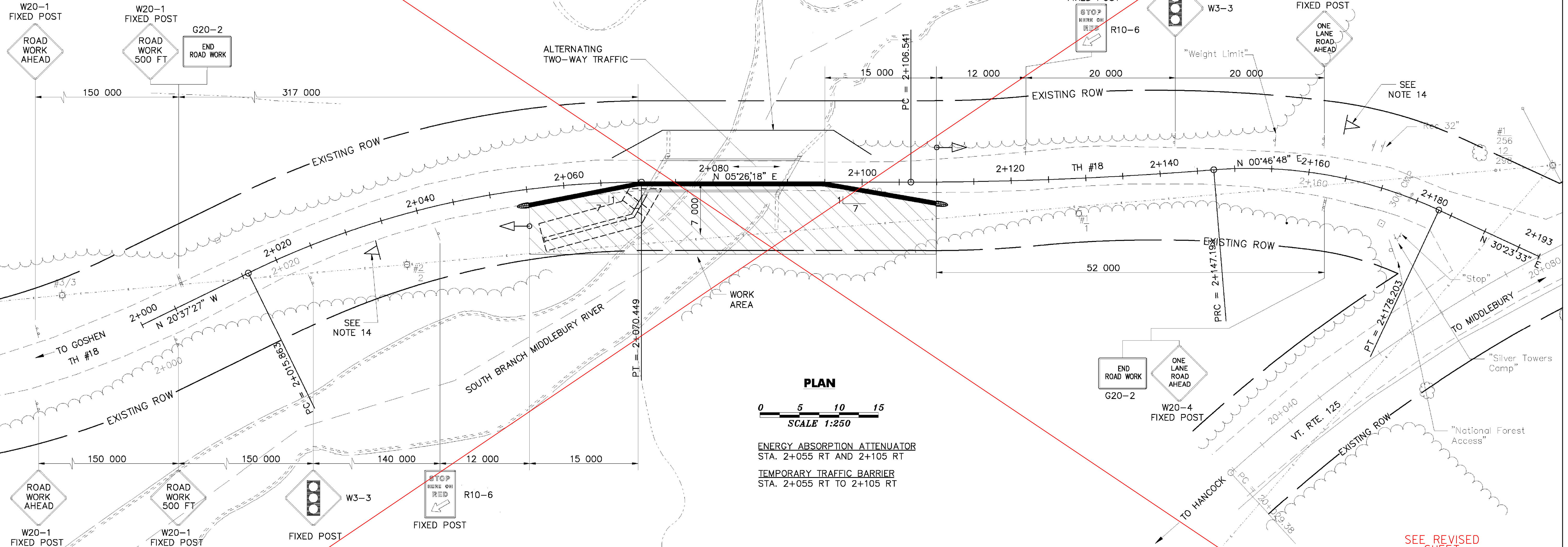
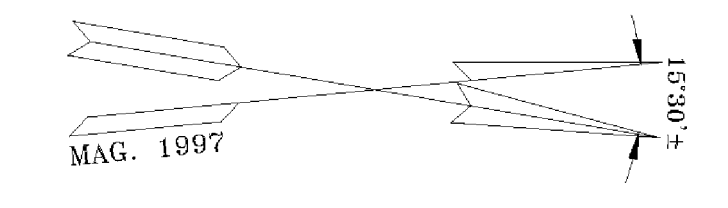
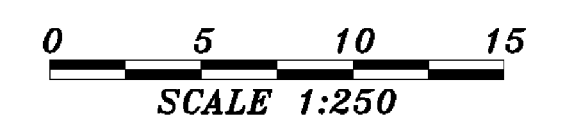


NOTES

- THIS TRAFFIC CONTROL SHEET IS TO BE USED AS AN EXAMPLE OF THE MINIMUM REQUIREMENTS FOR ONE-WAY TRAFFIC WITH TEMPORARY TRAFFIC SIGNAL CONTROL. MODIFICATION OF, OR ADDITIONS TO, THE TRAFFIC CONTROL DEVICES SHOWN HERE MAY BE REQUIRED BY THE RESIDENT ENGINEER BASED ON FIELD CONDITIONS.
- THE CONTRACTOR SHALL FURNISH FLAG PERSONS AT THE DIRECTION OF THE ENGINEER AND PROVIDE THE APPROPRIATE SIGNING FOR THEIR PROTECTION, REFER TO STANDARD E-110 FOR DETAILS. ANY SUCH SIGNING SHALL BE COVERED OR REMOVED WHEN FLAG PEOPLE ARE NO LONGER CONTROLLING TRAFFIC.
- REFER TO STANDARD SHEET E-100, E-100A, E-101, E-102, E-102A, E-106, E-107 AND E-107A FOR ADDITIONAL DETAILS OF SIGNING AND TRAFFIC CONTROL DEVICES.
- THE EXPOSED END OF THE TEMPORARY TRAFFIC BARRIER SHALL BE PLACED BEYOND THE "CLEAR ZONE" OR PROTECTED BY AN APPROPRIATE CRASH CUSHION OR IMPACT ATTENUATOR AS OUTLINED IN AASHTO'S "ROADSIDE DESIGN GUIDE". COST FOR IMPACT ATTENUATOR SHALL BE PAID FOR UNDER ITEM 621.56, ENERGY ABSORPTION ATTENUATOR.
- ANY FILL REQUIRED TO EXTEND THE TEMPORARY TRAFFIC BARRIER OUTSIDE THE CLEAR ZONE SHALL BE NEATLY PLACED AND COMPACTED FOR THE SUPPORT OF THE BARRIER AND SHALL BE PROVIDED WITH ADEQUATE COVER TO PREVENT EROSION. THE RESIDENT ENGINEER SHALL APPROVE THE FILL MATERIAL PRIOR TO PLACEMENT. SIDE SLOPES OF THE FILL SHALL NOT BE STEEPER THAN 1 ON 4.
- ANY EXCAVATION REQUIRED TO EXTEND THE TEMPORARY TRAFFIC BARRIER SHALL BE LIMITED TO THE POINT AT WHICH THE END OF BARRIER IS FULLY BURIED OR BEYOND THE CLEAR ZONE LIMIT, WHICH-EVER IS SHORTER. ONCE THE BARRIER HAS BEEN PLACED, IT SHALL BE PROPERLY BACKFILLED IN ORDER TO PROVIDE A SMOOTH CONTINUOUS TRANSITION FROM THE EMBANKMENT TO THE BARRIER.
- ALL TEMPORARY FILL OR EXCAVATION REQUIRED TO INSTALL TEMPORARY BARRIER SHALL BE REMOVED OR REPLACED TO THE PRE-CONSTRUCTION CONDITION AFTER THE BARRIER IS NO LONGER REQUIRED FOR A PARTICULAR PHASE OF CONSTRUCTION.
- THE COST OF FURNISHING, PLACING, REMOVING OR REPLACING TEMPORARY FILL MATERIAL AND EXCAVATION SHALL BE INCIDENTAL TO TEMPORARY TRAFFIC BARRIER, ITEM 621.90.
- PAYMENT FOR CONSTRUCTION APPROACH SIGNING WILL BE MADE UNDER ITEM 641.10 - TRAFFIC CONTROL.
- CONSTRUCTION ZONE SIGN LAYOUT SHALL BE IN ACCORDANCE WITH SECTION 6 OF THE LATEST EDITION OF THE MANUAL ON UNIFORM TRAFFIC CONTROL DEVICES (MUTCD).
- DIAMOND SHAPED SIGNS SHALL BE 4'x4' WITH BLACK LEGEND ON FLUORESCENT ORANGE BACKGROUND.
- CONSTRUCTION ZONE SIGNS SHALL BE INSTALLED ON TWO POSTS EACH OR AS AN NCHRP REPORT 350 COMPLIANT SIGN/STAND SYSTEM.
- INSTALLATION OF CONSTRUCTION ZONE SIGNING SHALL NOT BLOCK EXISTING SIGN ASSEMBLIES.
- PORTABLE CHANGEABLE MESSAGE SIGNS ARE TO BE PLACED TWO WEEKS BEFORE CONSTRUCTION BEGINS AND ARE TO BE USED AS DIRECTED BY THE RESIDENT ENGINEER.
- DESIGN OF TEMPORARY SIGNAL SUPPORTS AND ANY REQUIRED GUYING IS THE RESPONSIBILITY OF THE CONTRACTOR.



PLAN



ENERGY ABSORPTION ATTENUATOR
STA. 2+055 RT AND 2+105 RT

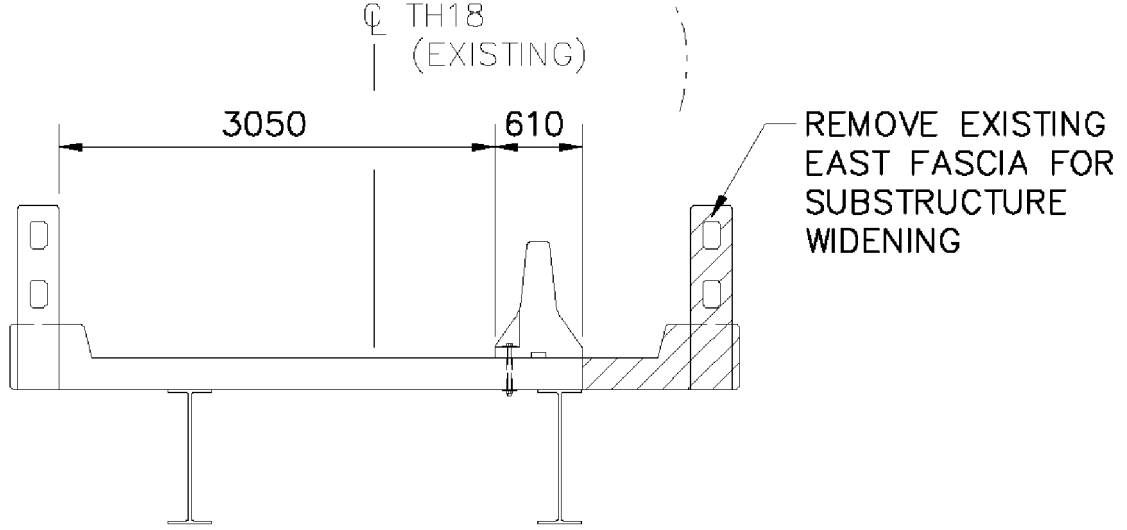
TEMPORARY TRAFFIC BARRIER
STA. 2+055 RT TO 2+105 RT

LEGEND

- = WORK AREA
- = TEMPORARY TRAFFIC BARRIER
- = TEMPORARY TRAFFIC LIGHT
- = ENERGY ABSORPTION ATTENUATOR
- = PORTABLE CHANGEABLE MESSAGE SIGN

SUGGESTED PHASE 1 CONSTRUCTION SEQUENCE

- PLACE TRAFFIC CONTROL SIGNS AND BARRIERS.
- BEGIN UPSTREAM SUBSTRUCTURE WIDENING. MAINTAIN ALTERNATING TWO-WAY TRAFFIC WITH FLAGGERS DURING CONSTRUCTION WORK-DAY AND WITH PROPOSED SIGNS DURING NON-CONSTRUCTION HOURS.
- CONSTRUCT TEMPORARY PEDESTRIAN BRIDGE OVER NEW UPSTREAM WINGWALLS AFTER COMPLETION OF PHASE 1 WORK, PRIOR TO REMOVAL OF SUPERSTRUCTURE DURING PHASE 2.




EXISTING BRIDGE SECTION



STATE OF VERMONT AGENCY OF TRANSPORTATION

Town Of	RIPTON	Bridge No.	BRIDGE #17
Highway No.	TH 18	Log Sta.	
		Surv. Sta.	
TH 18 OVER SOUTH BRANCH MIDDLEBURY RIVER			
PHASE 1 TRAFFIC CONTROL SHEET			
Designed By	B P GUZAS	Drawn By	J R BRAUNGARD
Checked By	Y I LIU	Bridge Design Supervisor	R L JOY
Date	8/09	Date	10/09
PROJECT	RIPTON	PROJECT NO.	FH 010-1(2)
I.G.C. Info.		Bridge Sheet No.	Sheet 11 of 26



M:\1734300_Ripton\17\HIGHWAY\Z89E039TC_01.DGN

SEE REVISED SHEET