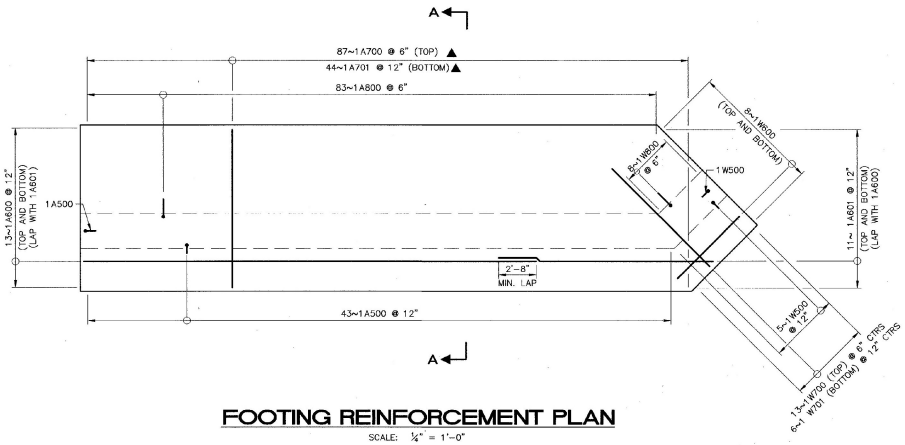

FOOTING REINFORCEMENT PLAN

SCALE: ¼" = 1'-0"

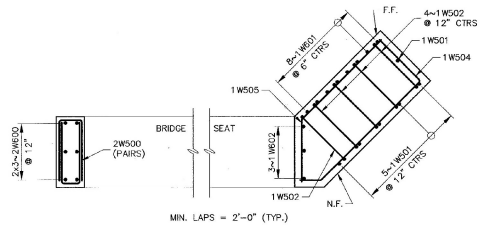

PLAN ABOVE BRIDGE SEAT

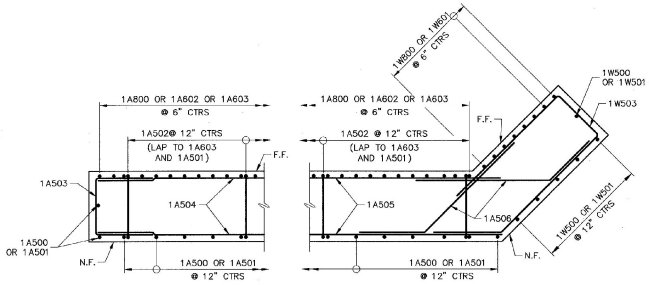

PLAN BELOW BRIDGE SEAT

CORNER REINFORCEMENT DETAILS

SCALE: ½" = 1'-0"

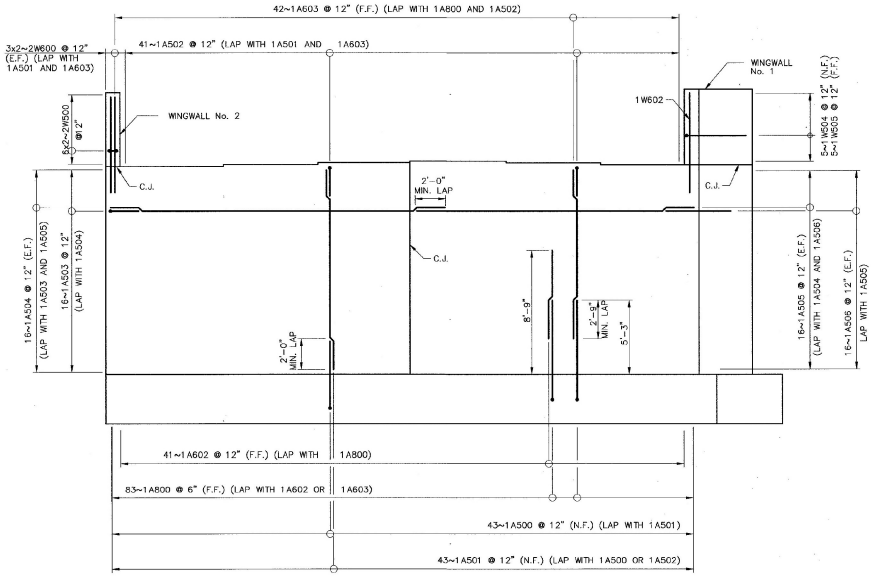

WEST ELEVATION

SCALE: ¼" = 1'-0"

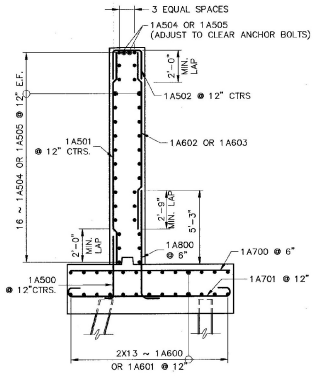

SECTION A-A

SCALE: ¼" = 1'-0"

LEGEND

N.F.	NEAR FACE
F.F.	FAR FACE
E.F.	EACH FACE
C.J.	CONSTRUCTION JOINT
▲	CUT TO FIT IN FIELD

NOTE

FOR WINGWALL 1 REINFORCING, SEE BRIDGE SHEET BR116.

BETTIGOLE ANDREWS & CLARK, INC.
Consulting Engineers

STATE OF VERMONT
AGENCY OF TRANSPORTATION

CITY OF	BARRE	BRIDGE NO.	B-10
		LOG STA.	
STREET NAME	BLACKWELL STREET	SURV. STA.	

BLACKWELL STREET BRIDGE OVER STEVENS BRANCH

ABUTMENT 1 REINFORCING

DESIGNED BY	V. DeAngelo	DRAWN BY	S. Belanger
CHECKED BY	J. Patusky	DATE 12/98	BRIDGE DESIGN SUPERVISOR J. Patusky DATE 12/98
PROJECT	BARRE CITY	PROJECT NO.	BRM 6000(13)
BA&C DRAWING NO.	BLACK06/48	DATE	12/98
BRIDGE SHEET NO.	BR113	SHEET	26 OF 46

V:\02038BGN\DGS\SLA06.DWG Fri Feb 26 13:47:27 1999 Computer # 20