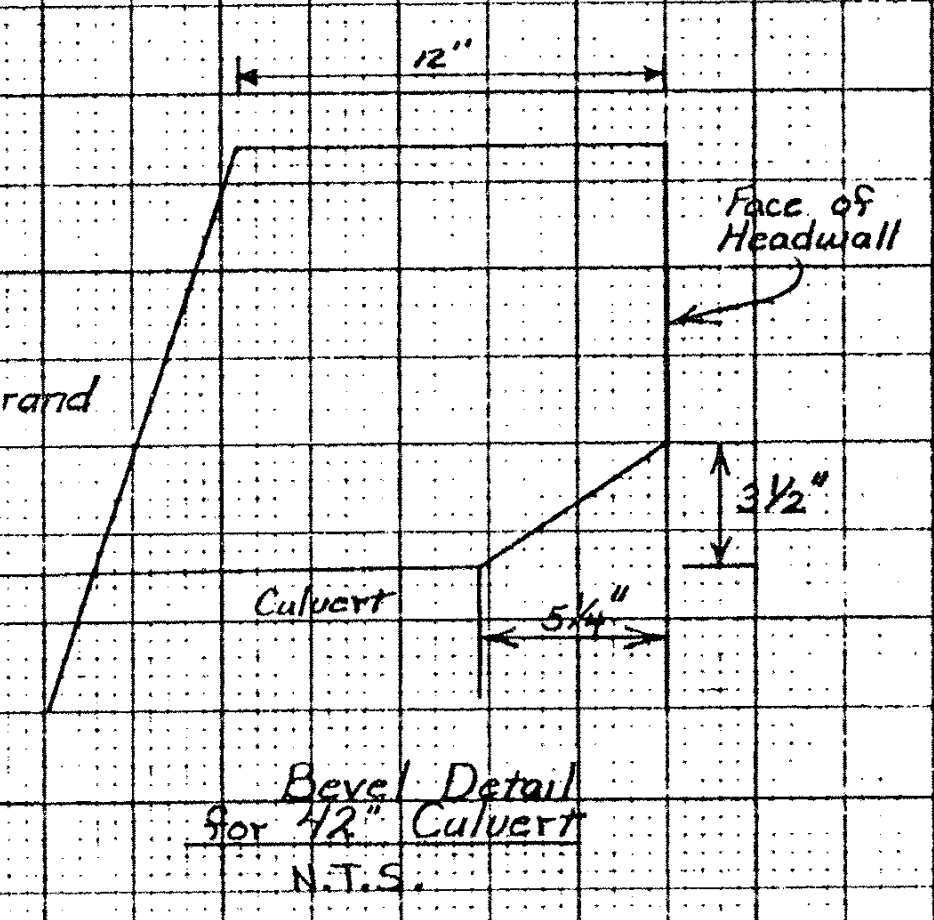
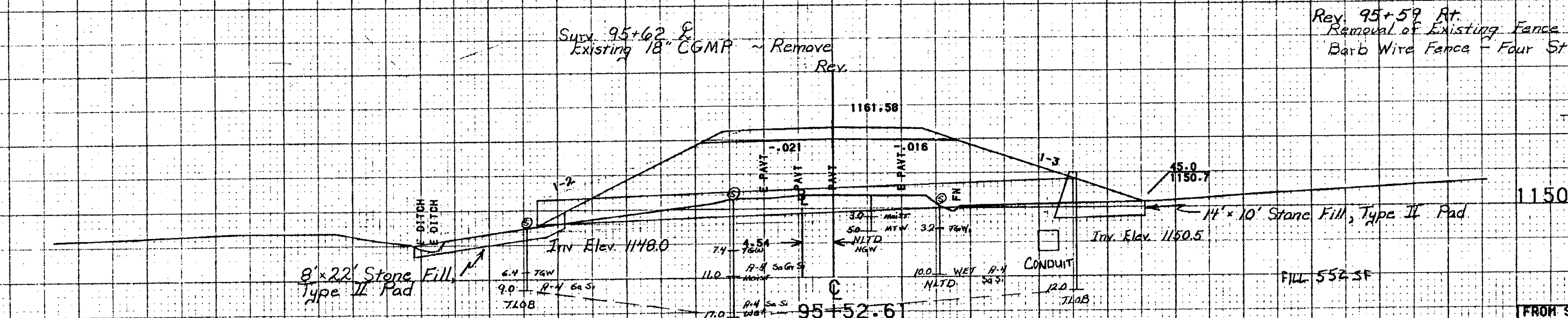
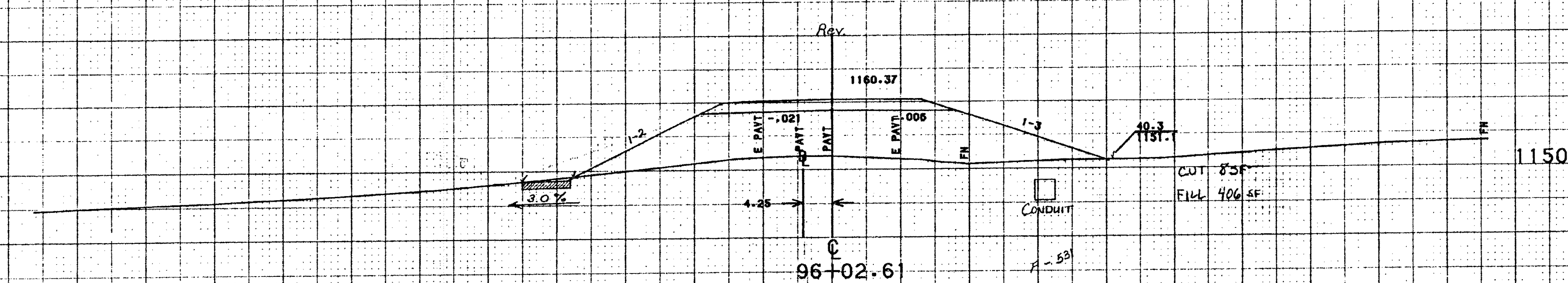
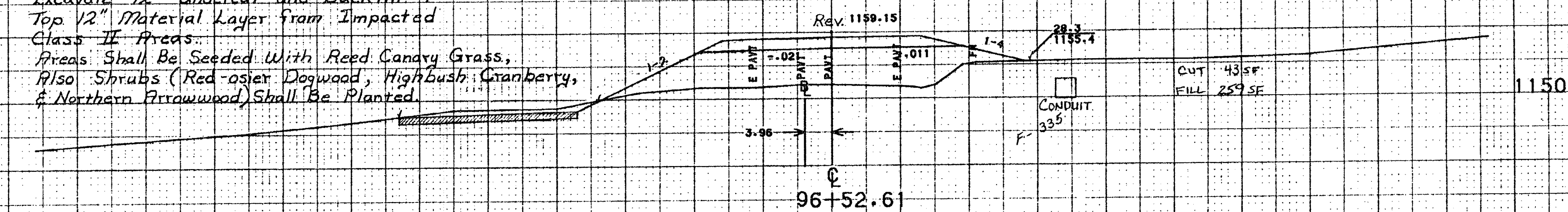


Rev. 95+99 Lt. ~ Rev. 97+29 Lt.
 Construct Wetlands
 Excavate 12" Undercut and Backfill w/
 Top 12" Material Layer from Impacted
 Class II Areas.
 Areas Shall Be Seeded With Reed Canary Grass,
 Also Shrubs (Red-osier Dogwood, Highbush Cranberry,
 & Northern Arrowwood) Shall Be Planted.



8' x 22' Stone Fill,
 Type II Pad

Sub. 95+62 E
 Existing 18" CGMP ~ Remove
 Rev.

Rev. 95+59 Rt.
 Removal of Existing Fence
 Barb Wire Fence - Four Strand

Rev. 95+58 E
 New 42" x 18" PCCSF 109' OF CAAP 105 OPTION
 w/ Straight Headwall (Beveled) @ Inlet & Stone Fill, Type II Ditches
 @ Inlet and Outlet

FROM STA. 95+52.61	TO STA. 97+02.61
PROJECT NAME BERLIN MAIN	NO. M6200 (2FS)
SURVEYED BY REED	PLOTTED 06/05/90
SHEET 63 OF 73 SHEETS	09/87 0076

SCALE 1" = 10 FEET