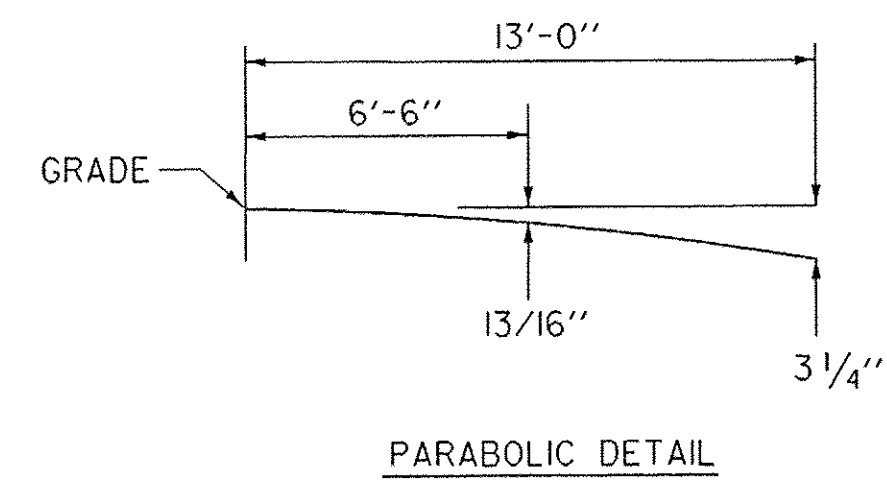


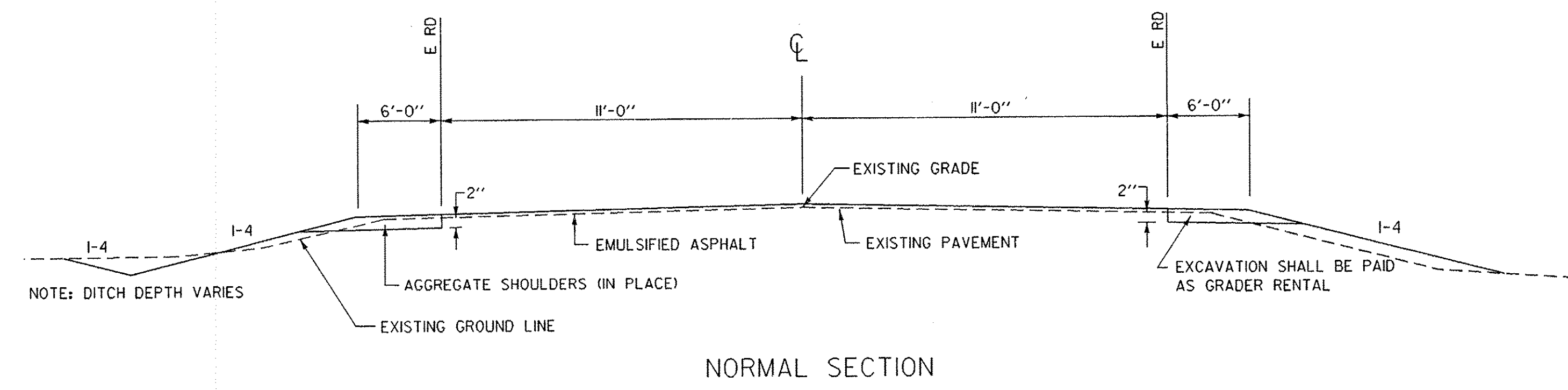
TH # 4 TYPICAL SECTIONS

NOTE: SEE SHEET 4 FOR SEEDING FORMULA AND GENERAL NOTES.

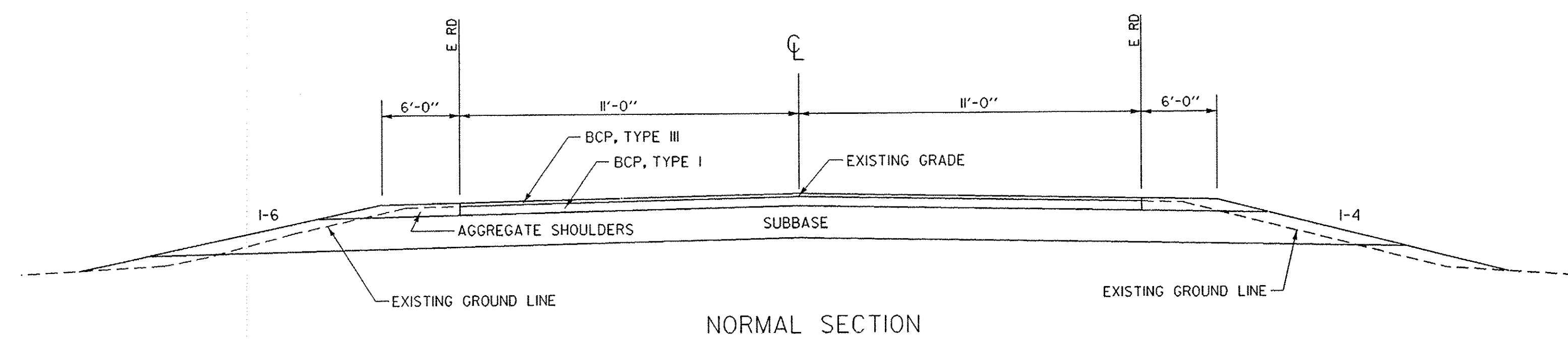


MATERIAL ITEM	THICKNESS TOLERANCE
PAVEMENT	± 1/4"
SUBBASE	± 1"

1 1/4" BITUMINOUS CONCRETE OVERLAY TYPE III
 3 1/4" AGGREGATE SHOULDERS, IN PLACE
 EMULSIFIED ASPHALT, TO BE APPLIED AT THE RATE OF 0.015 GAL./S.Y. OR AS DIRECTED BY THE ENGINEER



1 1/4" BITUMINOUS CONCRETE PAVEMENT (ONE LIFT - TYPE III)
 3" BITUMINOUS CONCRETE PAVEMENT (ONE LIFT - TYPE I)
 18" SUBBASE OF DENSE GRADED CRUSHED STONE
 4 1/4" AGGREGATE SHOULDERS, IN PLACE



21+30.5 ± ~ 21+63 ±
 AREA OF 57" X 38" ARCH PIPE

DATUM

VERTICAL	_____
HORIZONTAL	_____

PROJECT: BERLIN	PROJECT NO.: MEGC-M6200(2)S
DESIGN FILE NAME: sqdd/87e055/de055.dgn	PLOT DATE: 17-JUL-1997
IPARM FILE NAME: de055+y3.i	SURVEY DATE:
SURVEYED BY:	DRAWN BY:
SQUAD LEADER: BOHL	SHEET: 5 OF 73