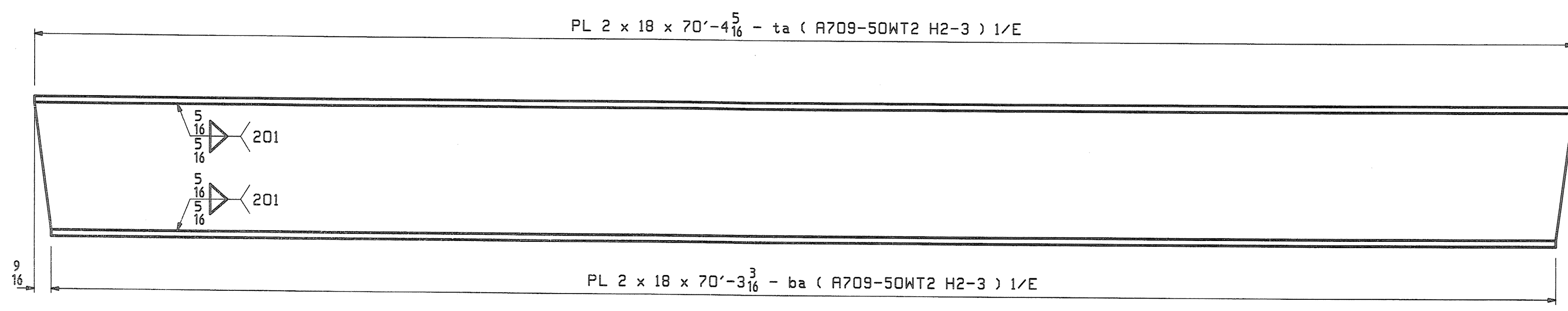
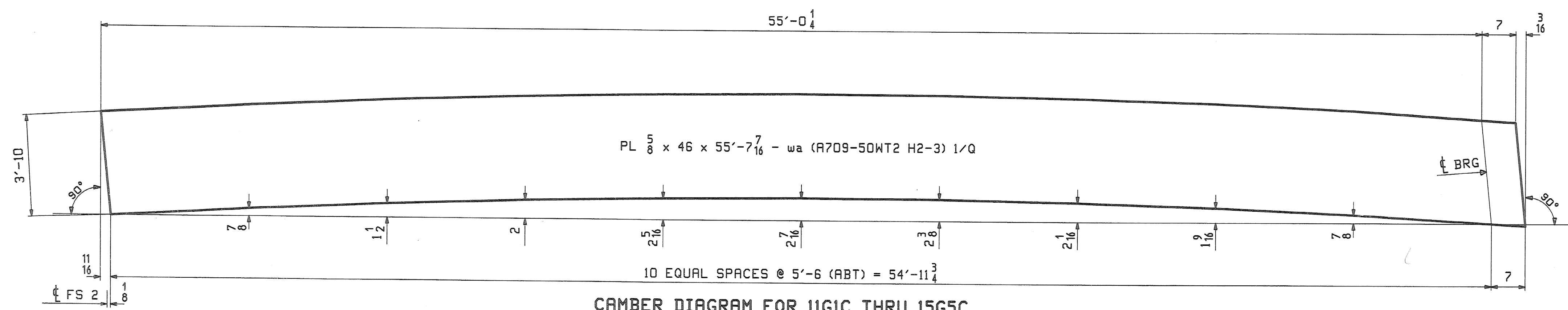


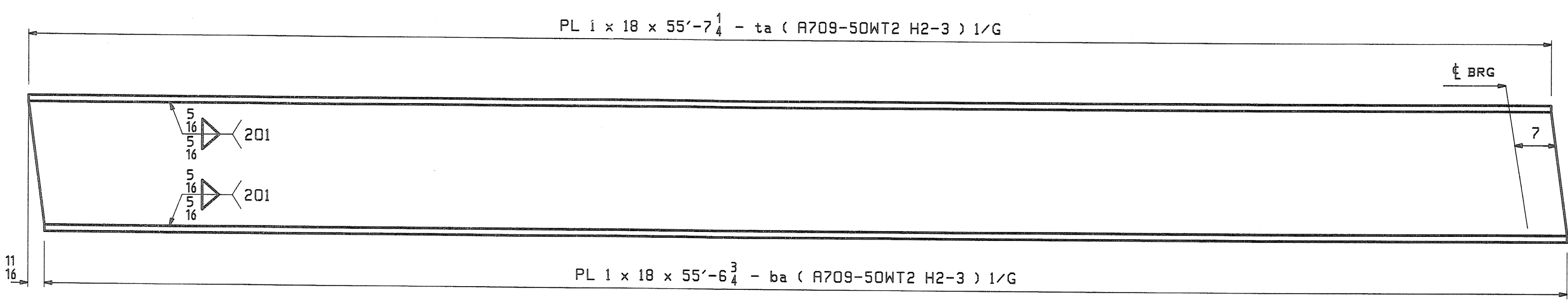
**CAMBER DIAGRAM FOR 6G1B THRU 10G5B**




**FLANGE DIAGRAM FOR 6G1B THRU 10G5B**



**CAMBER DIAGRAM FOR 11G1C THRU 15G5C**



**FLANGE DIAGRAM FOR 11G1C THRU 15G5C**



- NOTES:**
- FOR GENERAL NOTES SEE DWG GNI.
  - H2-3 DENOTES MATERIAL SUBJECT TO CHARPY V-NOTCH TEST AT H FREQ. FOR ZONE 2

0					5-12-08	
REV.	DATE	REMARKS	DWN	CHK	APVL	SHOP
MATERIAL:		SURFACE PREP. & PAINT:		HOLES:		SHOP BOLTS:
A709-50M (UN)		AS NOTED ON GNI				
DESCRIPTION: CAMBER & FLANGE DIAGRAM						
CASCO BAY STEEL STRUCTURES, INC.						
75 SPRING HILL ROAD			SACO, MAINE 04072			
PHONE (207) 282-7360			FAX. (207) 282-1179			
STRUCTURE:		DRAWN:		DATE:		
TH24 over Hoosic River		JTB		04/21		
BRIDGE NO. 41		CHKD:		DATE:		
POWNL, VERMONT		TM		05/05		
COUNTY OF BENNINGTON						
LOCATION:		JOB NO.		DWG NO.		
TOWN OF POWNL		367		C2		
PROJ NO.		BRZ 1441 (19) C/2		REV. <input type="checkbox"/>		
CUSTOMER:		VERMONT AGENCY OF TRANSPORTATION				

RECEIVED  
 OK'D BY WDL OK'D BY CWC  
 MAY 15 2008  
 RESUBMIT APPROVED  
 BY .. DATE

JTB The City of Brattleboro 03304-0000 /user/08/27/08/C2 Rev0