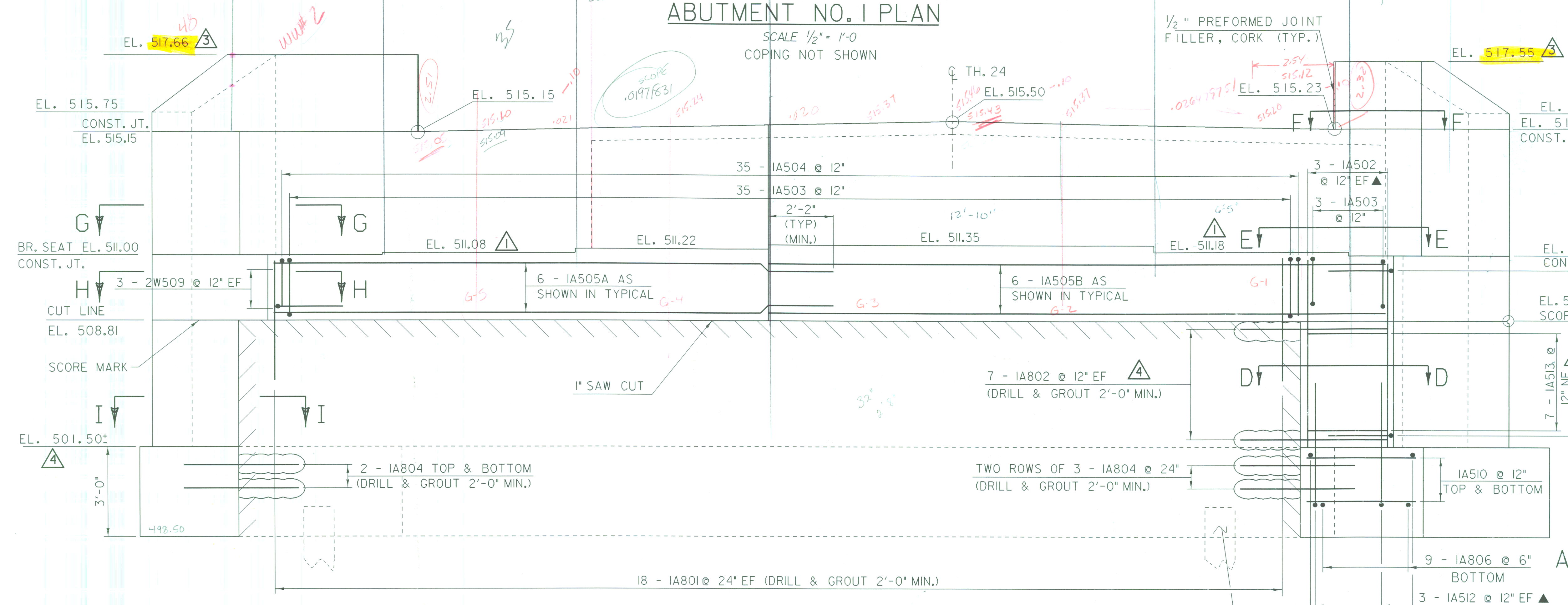
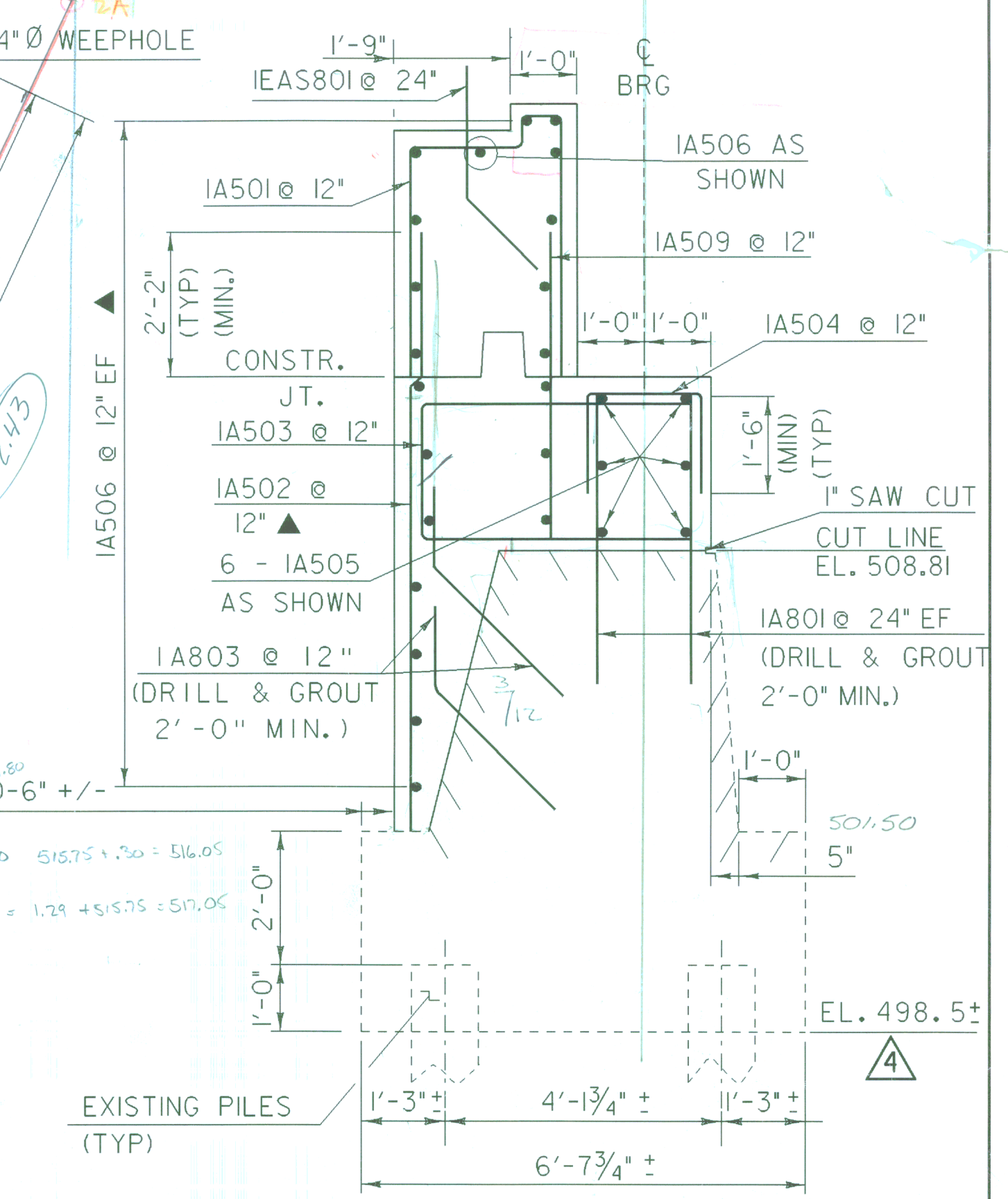
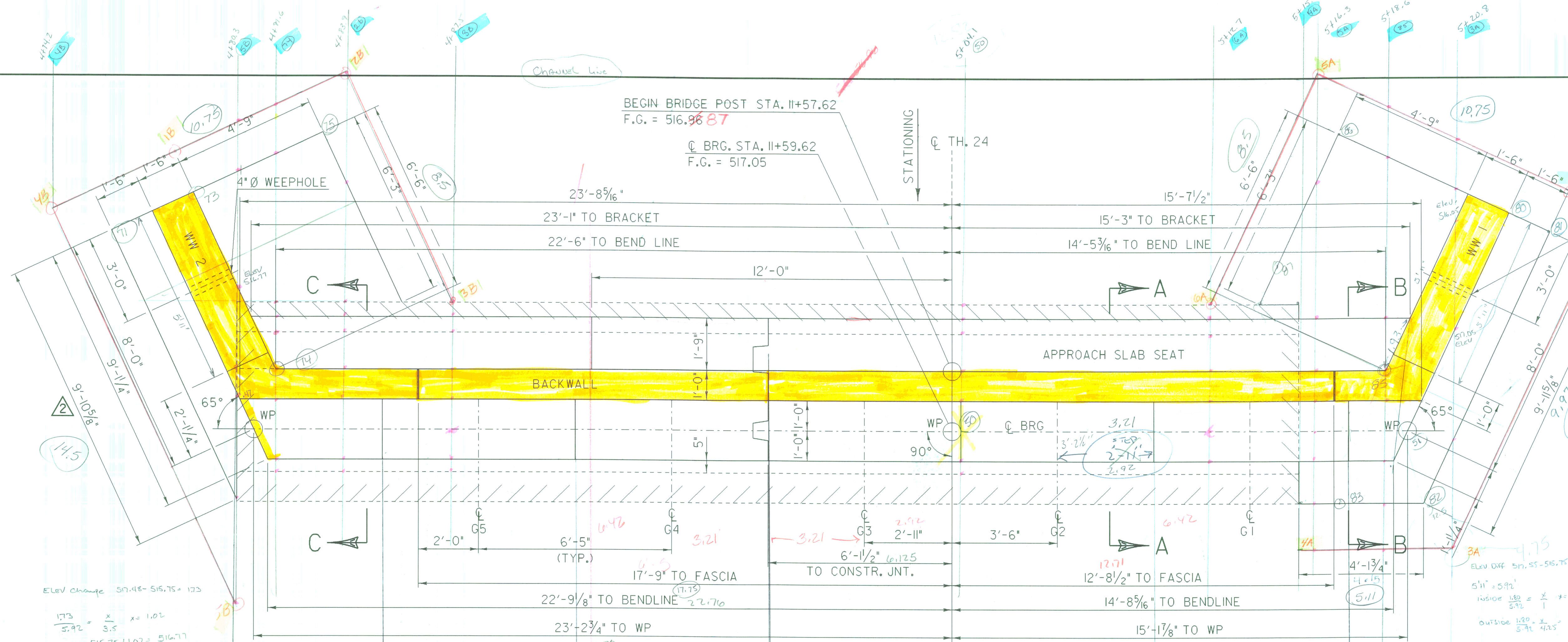


5-2  
4-9

REV.	BY	DATE	DESCRIPTION
1	LBB	4/21/08	REVISED BRIDGE SEAT ELEVATIONS
2	LBB	4/21/08	REVISED DIMENSION OF FOOTING ON WW2
3	CWC	5/22/08	REVISED WW 1 & WW 2 ELEVATIONS
4	CWC	7/01/08	EXISTING BOTTOM OF FOOTING ELEVATION REVISED



- NOTES:**
- NF = NEAR FACE
  - FF = FAR FACE
  - EF = EACH FACE
  - ▲ = CUT TO FIT IN FIELD
  - 3" CLR. UNLESS OTHERWISE SPECIFIED ON THE PLANS
  - SEE SHEET 57 FOR FOOTING REINFORCING
  - SEE SHT 53 FOR BACKWALL DETAIL AND CORNER DETAIL (SECTIONS EE & FF)
  - SEE SHEET 55 FOR SECTION DD
  - SEE SHEET 56A FOR SECTIONS G-G, H-H, AND I-I.

**ABUTMENT NO. I PLAN & ELEVATION**

PROJECT NAME: POWNAL  
 PROJECT NUMBER: BRZ 144(I9) C/2  
 FILE NAME: 87e045/s+tr/se045sub.dgn  
 PROJECT LEADER: R. WHITCOMB  
 DESIGNED BY: C. CARLSON  
 se045sub.l  
 PLOT DATE: 02-JUL-2008  
 DRAWN BY: D. PETERSON  
 CHECKED BY: W. LAMMER  
 SHEET 51 OF 108

BEGIN BRIDGE POST STA. 11+57.62  
 F.G. = 516.96 87  
 C BRG. STA. 11+59.62  
 F.G. = 517.05

**ABUTMENT NO. I PLAN**

SCALE 1/2" = 1'-0"  
 COPING NOT SHOWN

**ABUTMENT NO. I ELEVATION**

(NTS)