Metric

Trench Earth

DI - .45m x 2.2m x 2.2m = 2.2cm

Pipe [(40m x 17.0m) + ((40 + 28)/2 x 21.2m)] x 1.48m = 277cm

39.9cm DCW 11/07/06

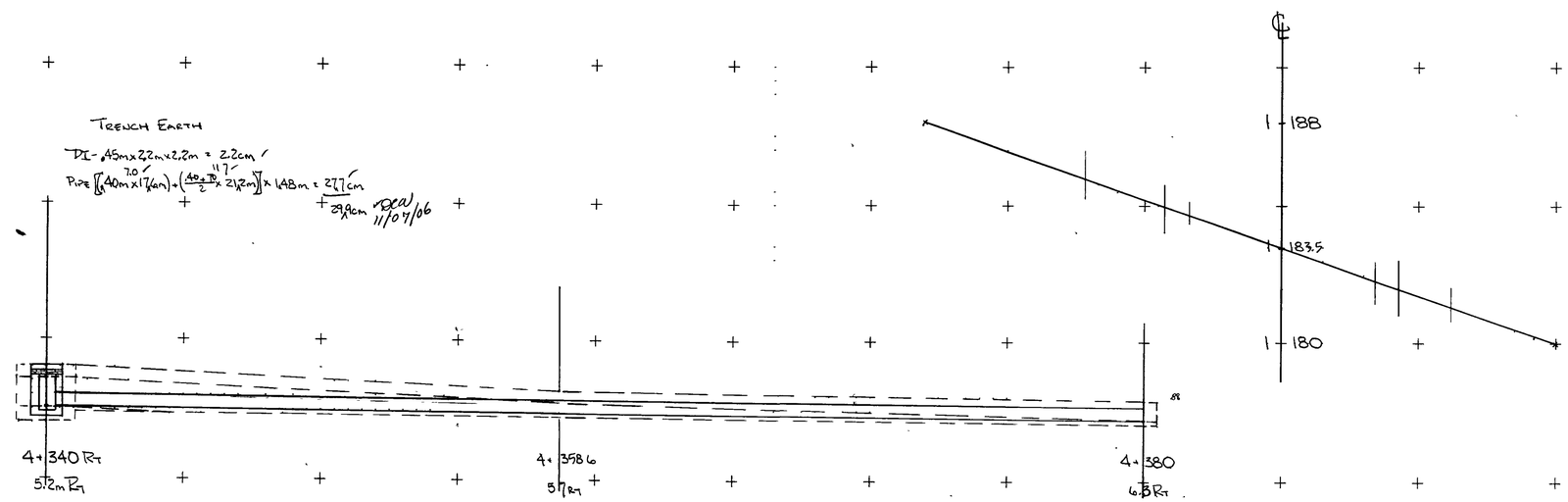


Trench Rock

DI 1.05m x 2.2m x 2.2m = 5.1cm

Pipe (1.05m x 34.6m) + ((1.15 + 0.0)/2 x 14.2m) + ((3.0 + 1.5)/2 x 21.2) x 1.48 = 31.8cm

36.9cm DCW 11/07/06

Trench Rock over 1.5m

DI .5m x 2.2m x 2.2m = 2.42cm x 1.5 = 3.6cm

Pipe (10/2 x 34) 1.48 x .25cm x 1.5 = 0.4cm

4.0cm DCW 11/07/06

40.3m x 450mm CSP w/ D.I.C Inlet

Granular Backfill for Structures

DI - 0.5m(w) x 1.0m(H) x 6.8m(Perimeter) = 3.4cm

To Bk 2 Pg 124

Under DI - 0.15m x 2.2m x 2.2m = 0.7cm

4.1cm

Pipe - 0.8m(H) x 1.48m(W) x 39.4m(L) = 46.6cm

50.7cm WRF 08-15-06

DCW 11/07/06




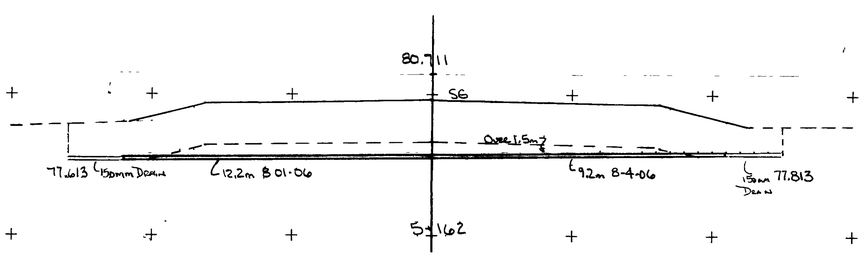


450mm x 23.3m CPEP w/ CPEPES at Inlet

1+183.5 Skew -

Trench Earth -

[(1.0/2 x 6.2) + ((1.0 + 1.15)/2 x 14) - (1.5/2 x 4.2)] x 1.54 = 31.7cm WRF 6-26-06

DRP 6/28/06

To Bk 2, Pg 14

New Sleeve for Field Drain (150mm Dia) x 21.4m - Sleeve Furnished by Others

Trench Earth - Under 1.5m

[((1.3 + 1.35)/2 x 2.1) + ((1.35 + 1.5)/2 x 0.7) + (1.5 x 19.6) + ((1.5 + 1.15)/2 x 1.7) + (1.05 x 1.2)] x 1.30 = 47.7 m³

Trench Earth over 1.5m

[((0.0 + 0.5)/2 x 1.9) + ((0.5 + 0.6)/2 x 8.1) + ((0.6 + 0.3)/2 x 8.0) + ((0.3 + 0.0)/2 x 1.4)] x 1.3 = 11.4m³ x 1.5 = 17.2 m³

64.9 m³ WRF 08-07-06

DCW 11/07/06

Granular Backfill for Structures (1.30m over Sleeve)

.45m (Depth) x 1.30m (Width) x 25.5m = 14.92 m³ WRF 08-07-06

To Bk 2, Pg 157

| | |
|---|---|
| PROJECT: Highgate - Franklin | PROJECT NO.: STP-RS 0301(1)SA |
| DESIGN FILE NAME: IPARM FILE NAME: | PLOT DATE: 01-MAY-1996 |
| 450mm Culvert Sta 1+180 Rt. to 1+188 Lt | |
| | SHEET: 1A OF |