

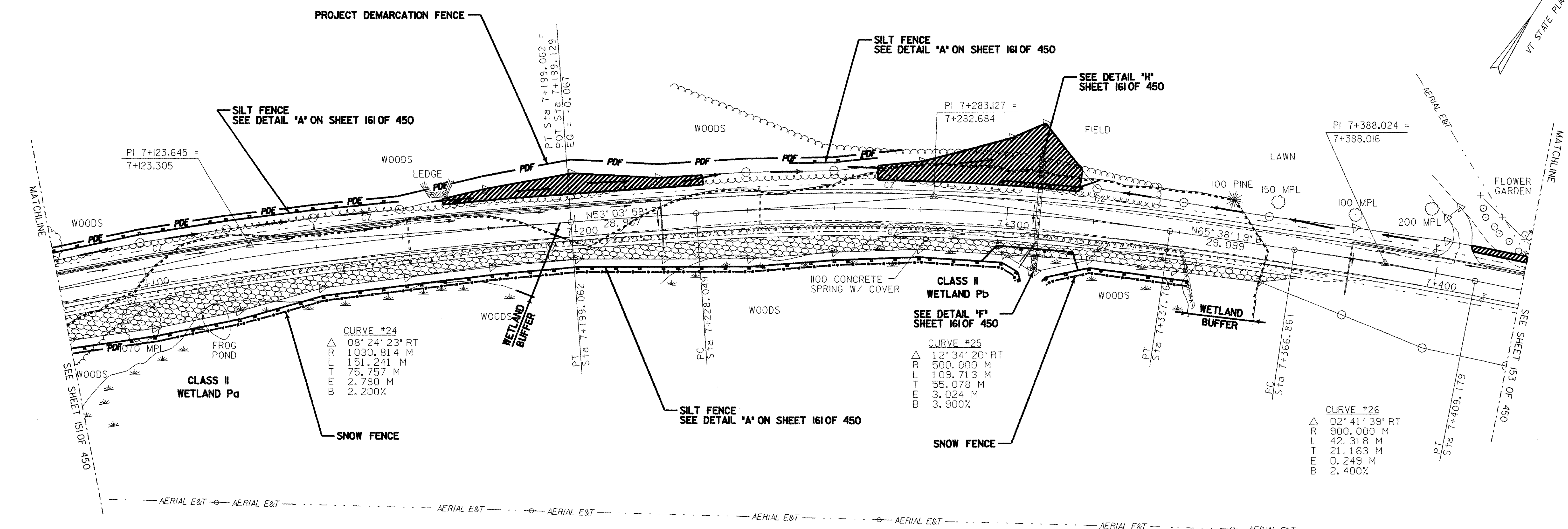
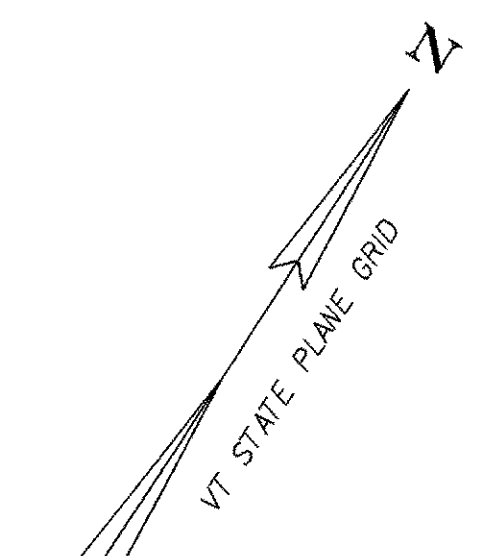
ROCK CHECK DAM
 STA 7+201 LT
 STA 7+229 LT
 STA 7+299 LT
 STA 7+372 LT

SILT FENCE
 STA 7+080.0 TO STA 7+160.0 LT
 STA 7+250.0 TO STA 7+269.8 LT
 STA 7+298.0 TO STA 7+320.0 LT
 STA 7+080.0 TO STA 7+343.5 RT
 STA 7+294.6 TO STA 7+317.6 RT

SNOW FENCE
 STA 7+104.4 TO STA 7+343.6 RT

PROJECT DEMARCATION FENCE
 STA 7+080.0 TO STA 7+275.4 LT
 STA 7+080.0 TO STA 7+104.4 RT

EROSION MATTING
 STA 7+170.000 TO STA 7+230.000 LT
 STA 7+270.000 TO STA 7+316.000 LT
 STA 7+413.000 TO STA 7+420.000 LT



EROSION CONTROL PLAN




LEGEND

- SILT FENCE
- SNOW FENCE
- DIRECTION OF DITCH FLOW
- PROJECT DEMARCATION FENCE
- WETLAND BUFFER
- STABILIZED CONSTRUCTION ENTRANCE
- EROSION MATTING

NOTES

1. CONSTRUCTION SHALL TAKE PLACE BETWEEN MAY 1 AND OCTOBER 15. CONSTRUCTION IN A WATERCOURSE CHANNEL SHALL TAKE PLACE BETWEEN JUNE 1 AND OCTOBER 1. THE CONTRACTOR SHALL SUBMIT ANY CHANGES TO THIS SCHEDULE TO THE RESIDENT ENGINEER FOR APPROVAL AT OR BEFORE THE PRE-CONSTRUCTION MEETING.
2. THE LIMIT OF DISTURBANCE FOR THIS PROJECT SHALL BE THE LIMIT OF RIGHT-OF-WAY AS SHOWN ON THE EASEMENTS RIGHT-OF-WAY PLANS, UNLESS OTHERWISE SPECIFIED IN THE PLANS. CONSTRUCTION FENCE SHALL BE USED TO DELINEATE THE LIMIT OF DISTURBANCE IN AND AROUND WATERCOURSES AND WETLANDS. THE CONTRACTOR SHALL NOT IMPACT AREAS OUTSIDE THE LIMIT OF DISTURBANCE.
3. SEE THE EROSION CONTROL DETAIL SHEET FOR SEEDING FORMULAS AND ROCK CHECK DAM DETAIL.
4. CONTRACTOR TO STABILIZE ANY TEMPORARY CHANNELS AND DITCHES WITH STONE.
5. SILT FENCE LOCATIONS ARE APPROXIMATE ONLY. SILT FENCE TO BE INSTALLED ALONG THE CONTOURS.
6. MULCH SHALL BE APPLIED TO EXPOSED SOIL AT THE END OF EACH WORK DAY. SEED AND MULCH SHALL BE APPLIED TO SOIL WITHIN 48 HOURS OF FINAL DISTURBANCE. SEED AND MULCH SHALL ALSO BE APPLIED TO ANY TOPSOIL STOCKPILES. SEE APPLICATION RATES ON SHEET 3 OF 450.



PROJECT NAME: HIGHGATE - FRANKLIN
 PROJECT NUMBER: STP RS 030(I) SA
 FILE NAME: ...85c060/design/dc060ero.dgn PLOT DATE: 09-MAY-2005
 PROJECT LEADER: DELLASANTA DRAWN BY: SQUAD B
 DESIGNED BY: SQUAD B CHECKED BY: SQUAD B
 IPARM FILE NAME: dc060er19.I SHEET 152 OF 450