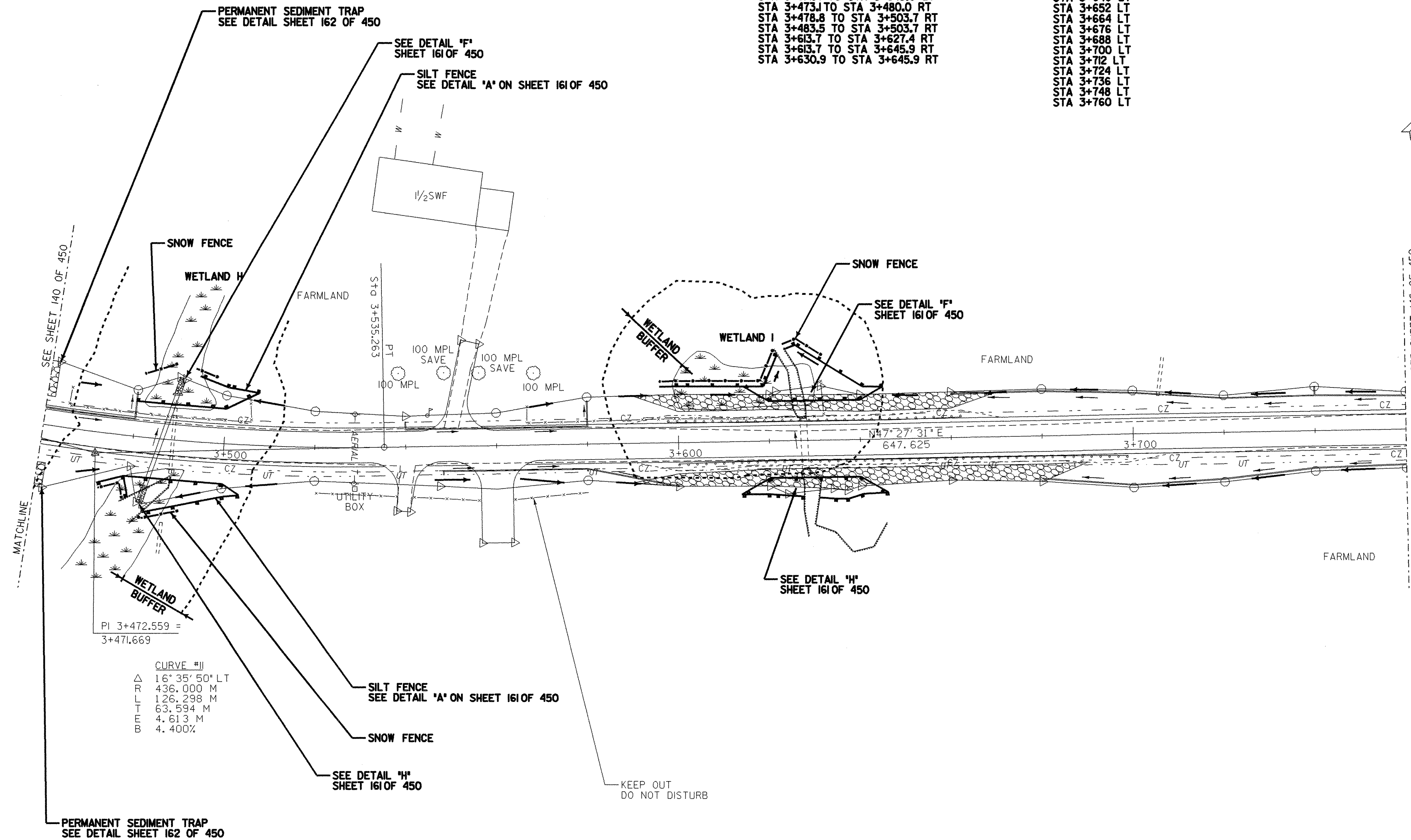
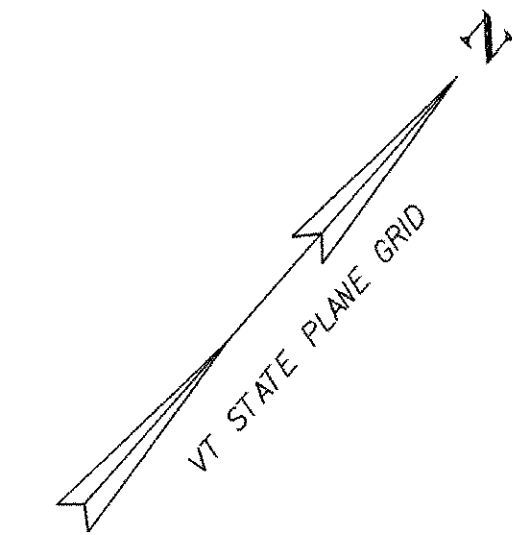


**SNOW FENCE**  
 STA 3+481.2 TO STA 3+498.0 LT  
 STA 3+595.9 TO STA 3+621.2 LT  
 STA 3+623.0 TO STA 3+632.0 LT  
 STA 3+473.5 TO STA 3+479.0 RT  
 STA 3+482.6 TO STA 3+491.3 RT

**PERMANENT SEDIMENT TRAP**  
 STA 3+460 TO STA 3+462 RT  
 STA 3+460 TO STA 3+462 LT

**SILT FENCE**  
 STA 3+480.0 TO STA 3+507.3 LT  
 STA 3+493.8 TO STA 3+507.3 LT  
 STA 3+596.0 TO STA 3+621.9 LT  
 STA 3+623.7 TO STA 3+645.0 LT  
 STA 3+614.4 TO STA 3+645.0 LT  
 STA 3+473.1 TO STA 3+480.0 RT  
 STA 3+478.8 TO STA 3+503.7 RT  
 STA 3+483.5 TO STA 3+503.7 RT  
 STA 3+613.7 TO STA 3+645.9 RT  
 STA 3+630.9 TO STA 3+645.9 RT

**ROCK CHECK DAM**  
 STA 3+560 RT  
 STA 3+569 RT  
 STA 3+580 LT  
 STA 3+590 LT  
 STA 3+640 LT  
 STA 3+652 LT  
 STA 3+664 LT  
 STA 3+676 LT  
 STA 3+688 LT  
 STA 3+700 LT  
 STA 3+712 LT  
 STA 3+724 LT  
 STA 3+736 LT  
 STA 3+748 LT  
 STA 3+760 LT



**EROSION CONTROL PLAN**




**LEGEND**

- SILT FENCE
- SNOW FENCE
- DIRECTION OF DITCH FLOW
- PROJECT DEMARCATION FENCE
- WETLAND BUFFER
- STABILIZED CONSTRUCTION ENTRANCE
- EROSION MATTING

**NOTES:**

1. CONSTRUCTION SHALL TAKE PLACE BETWEEN MAY 1 AND OCTOBER 15. CONSTRUCTION IN A WATERCOURSE CHANNEL SHALL TAKE PLACE BETWEEN JUNE 1 AND OCTOBER 1. THE CONTRACTOR SHALL SUBMIT ANY CHANGES TO THIS SCHEDULE TO THE RESIDENT ENGINEER FOR APPROVAL AT OR BEFORE THE PRE-CONSTRUCTION MEETING.
2. THE LIMIT OF DISTURBANCE FOR THIS PROJECT SHALL BE THE LIMIT OF RIGHT-OF-WAY AS SHOWN ON THE EASEMENTS RIGHT-OF-WAY PLANS. UNLESS OTHERWISE SPECIFIED IN THE PLANS, CONSTRUCTION FENCE SHALL BE USED TO DELINEATE THE LIMIT OF DISTURBANCE IN AND AROUND WATERCOURSES AND WETLANDS. THE CONTRACTOR SHALL NOT IMPACT AREAS OUTSIDE THE LIMIT OF DISTURBANCE.
3. SEE THE EROSION CONTROL DETAIL SHEET FOR SEEDING FORMULAS AND ROCK CHECK DAM DETAIL.
4. CONTRACTOR TO STABILIZE ANY TEMPORARY CHANNELS AND DITCHES WITH STONE.
5. SILT FENCE LOCATIONS ARE APPROXIMATE ONLY. SILT FENCE TO BE INSTALLED ALONG THE CONTOURS.
6. MULCH SHALL BE APPLIED TO EXPOSED SOIL AT THE END OF EACH WORK DAY. SEED AND MULCH SHALL BE APPLIED TO SOIL WITHIN 48 HOURS OF FINAL DISTURBANCE. SEED AND MULCH SHALL ALSO BE APPLIED TO ANY TOPSOIL STOCKPILES. SEE APPLICATION RATES ON SHEET 3 OF 450.



PROJECT NAME: HIGHGATE - FRANKLIN  
 PROJECT NUMBER: STP RS 030(K) SA  
 FILE NAME: ...85c060/design/dc060ero.dgn PLOT DATE: 09-MAY-2005  
 PROJECT LEADER: DELLASANTA DRAWN BY: SQUAD B  
 DESIGNED BY: SQUAD B CHECKED BY: SQUAD B  
 IPARM FILE NAME: dc060er8.1 SHEET 141 OF 450