

Temporary 4" White Line

TH 9	7+00, 11' Rt ~ 9+45, 11' Rt
	9+45, 11' Rt ~ US 7 11+45, 25' Lt RAD
	7+00, 11' Lt ~ 9+00, 11' Lt
	9+00, 11' Lt ~ US 7 11+10, 24' Lt RAD
TH 7	US 7 11+35, 11' Rt ~ 10+50, 11' Rt RAD
	10+50, 11' Rt ~ 22+00, 11' Rt
	US 7 11+50, 11' Rt ~ 10+45, 22' Lt Rt
	10+45, 22' Lt ~ 11+50, 22' Lt
	11+50, 22' Lt ~ 14+25, 11' Lt
	14+25, 11' Lt ~ 22+00, 11' Lt
US 7	110+00, 26' Lt ~ 114+50, 25' Lt
	116+10, 24' Lt ~ 119+25, 12' Lt
	119+25, 12' Lt ~ 120+00, 12' Lt
	110+00, 14' Rt ~ 114+35, 11' Rt
	115+80, 11' Rt ~ 120+00, 12' Rt

Durable 4" Yellow Line

TH 9	7+00, & ~ 9+43, & (Double)
TH 7	10+48, & ~ 22+00, & (Double)
US 7	110+00, 14' Lt ~ 114+68, 14' Lt (Double)
	110+00, 9' Lt ~ 111+00, 5.5' Lt (Double)
	111+00, 5.5' Lt ~ 12+50, 14' Lt (Double)
	115+84, 1' Lt ~ 120+00, & (Double)

Durable 4" White Line

TH 7	10+48, 11' Lt ~ 11+23, 11' Lt
US 7	113+00, 3' Lt ~ 114+68, 3' Lt
	115+84, 12' Lt ~ 116+60, 12' Lt
	111+00, 5.5' Lt ~ 113+00, 3' Lt (Dotted)

Durable 24" Stopbar

TH 9	9+45, & ~ 11' Rt
TH 7	10+46, 22' Lt ~ &
US 7	114+70, 14' Lt ~ 20' Rt
	115+82, 35' Lt ~ 1' Lt

Durable 8" Yellow Line

US 7	110+00 ~ 112+00 Lt
------	--------------------

(Diagonal Lines as shown)

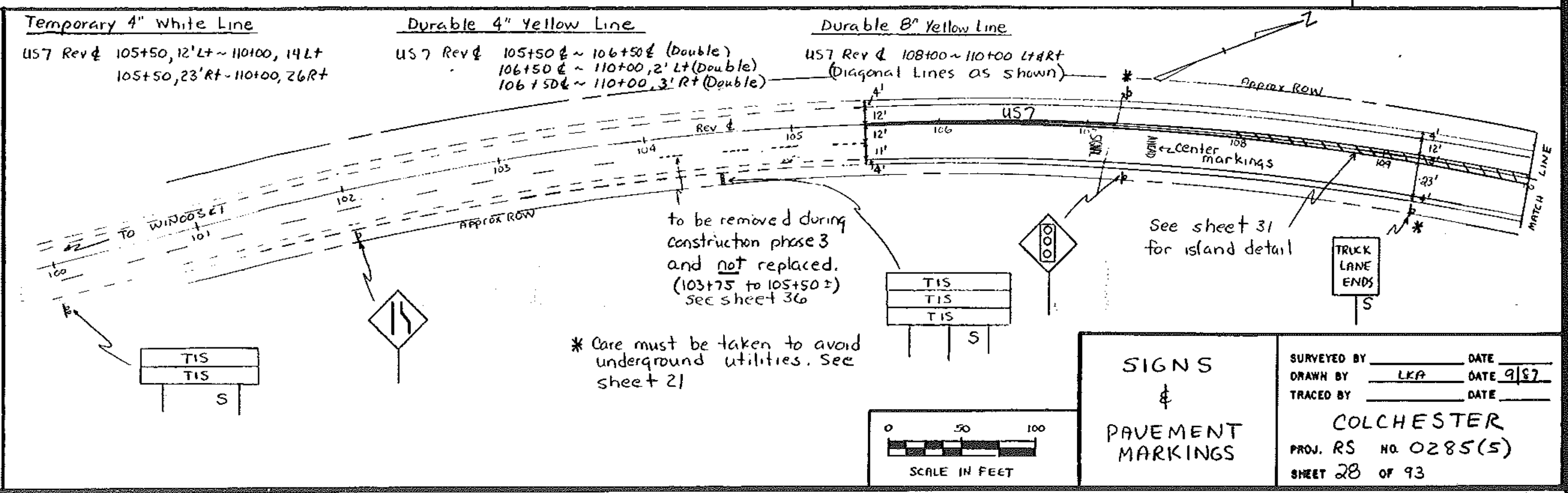
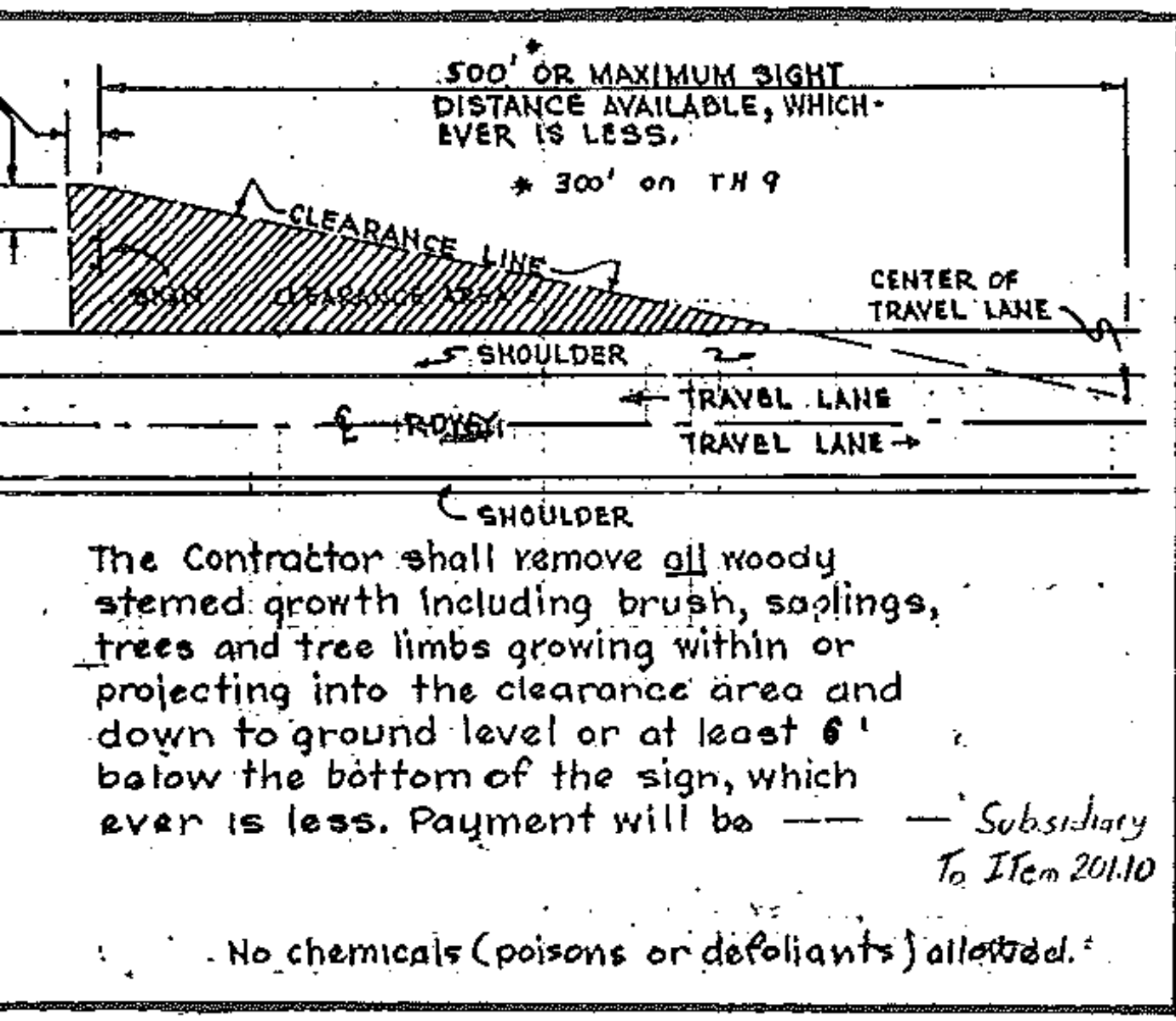
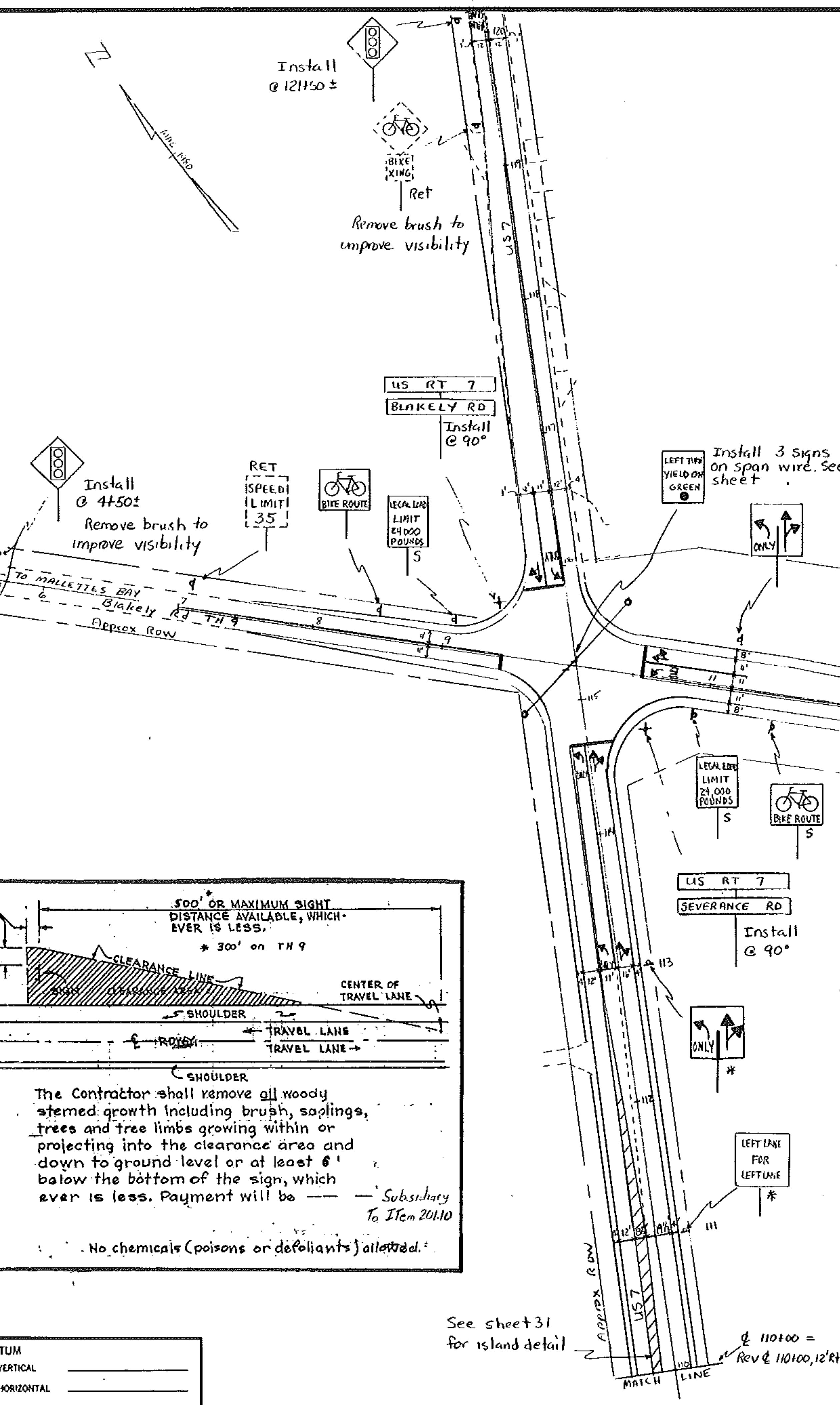
Durable Arrow Markings

TH 7	10+52 ~ 10+60, 5' Lt (1)
	10+52 ~ 10+65, 16' Lt (2)
US 7	113+12 ~ 113+20, 8' Lt (1)
	113+07 ~ 113+20, 5' Rt (2)
	114+56 ~ 114+64, 8' Lt (1)
	114+51 ~ 114+64, 5' Rt (2)
	115+88 ~ 116+01, 17' Lt (2)
	115+88 ~ 115+96, 6' Lt (1)

Durable Letter In Word Marking

TH 7	10+64 ~ 10+72, 5' Lt (4)
US 7	113+00 ~ 113+08, 8' Lt (4)
	114+44 ~ 114+52, 6' Lt (4)
	116+00 ~ 116+08, 6' Lt (4)
TH 7	14+26 ~ 14+34, 5' Lt (5)
	14+66 ~ 14+74, 5' Lt (6)
TH 9	4+26 ~ 4+34, 5' Rt (6)
	4+66 ~ 4+74, 5' Rt (5)
US 7	107+01 ~ 107+09, 12' Rt (6)
	107+41 ~ 107+49, 12' Rt (5)
	121+26 ~ 121+34, 6' Lt (5)
	121+66 ~ 121+74, 6' Lt (6)

- Notes:**
- All mounting hardware for signs shall be subsidiary to other items
 - See sheets 27-30 for sign and post quantities and stations.
 - Sign locations may be adjusted at the discretion of the Engineer to improve visibility. Any revision must comply with the requirements of the MUTCD.
 - Brush clearing is shown for 3 signs. Additional sites may be cleared at the discretion of the Engineer. See detail at left.
 - 'SIGNAL AHEAD' pavement markings shall be 11'± wide on US7SB, TH7A, TH9 and 12'± on US7 NB. (Dimension refers to word "Signal")



SIGNS & PAVEMENT MARKINGS

SURVEYED BY	DATE
DRAWN BY LKA	DATE 9/87
TRACED BY	DATE
COLCHESTER	
PROJ. RS NO. 0285(5)	
SHEET 28 OF 93	