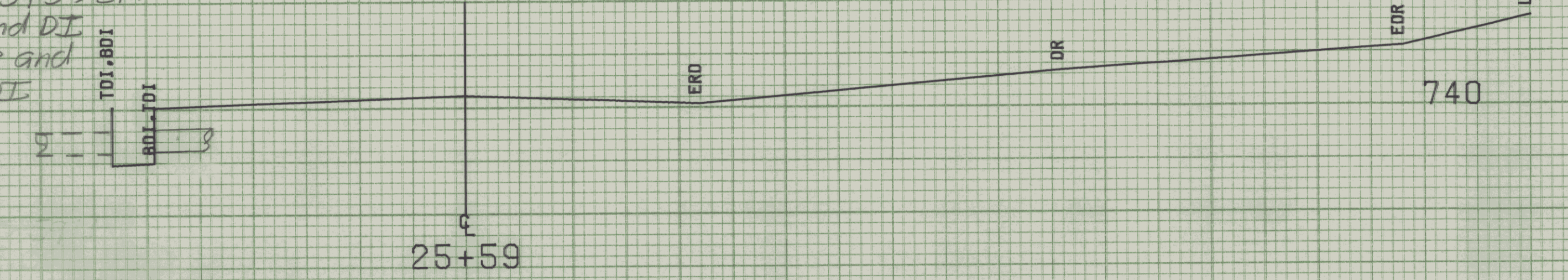
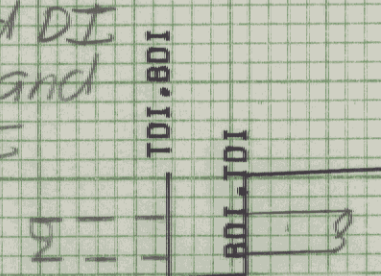


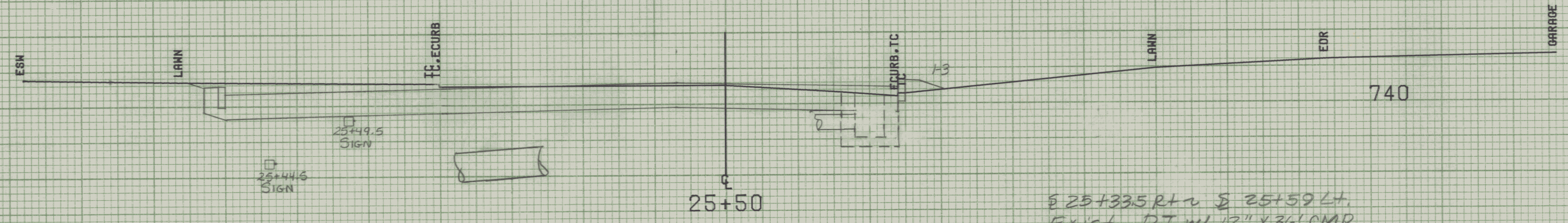
Whealock St. 25+10.1  
 New 12" x 4' CSP (.064)  
 Connect Existing 12" CMP to  
 DI @ M 40+95 Lt and to  
 12" CSP coming from 25+59

25+60  
 End Construction

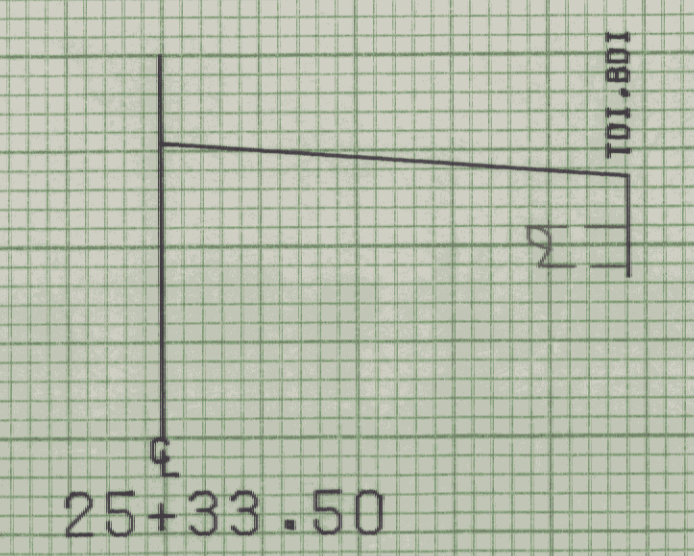

M 40+95 Lt. ~ § 25+59 Lt.  
 Exist. 12" CSP and DI  
 Retain Exist. Pipe and  
 Change Eley. of DI



§ 25+51 Rt ~ § 25+59 Lt.  
 New 12" x 24' CSP (.064) or CAAP (.060)



§ 25+33.5 Rt ~ § 25+59 Lt.  
 Exist. DI w/ 12" x 36' CMP  
 Outlet Remove DI and Pipe



FROM STA. 25+33.50 TO STA. 26+00  
 PROJECT NAME MONTPELIER WHELOCK  
 NO. M6400(7) PLOTTED 08/05/85  
 SURVEYED BY KASTNER-MOREAU JUNE 1985  
 SHEET 268 OF 335 SHEETS

SCALE 5 FEET