
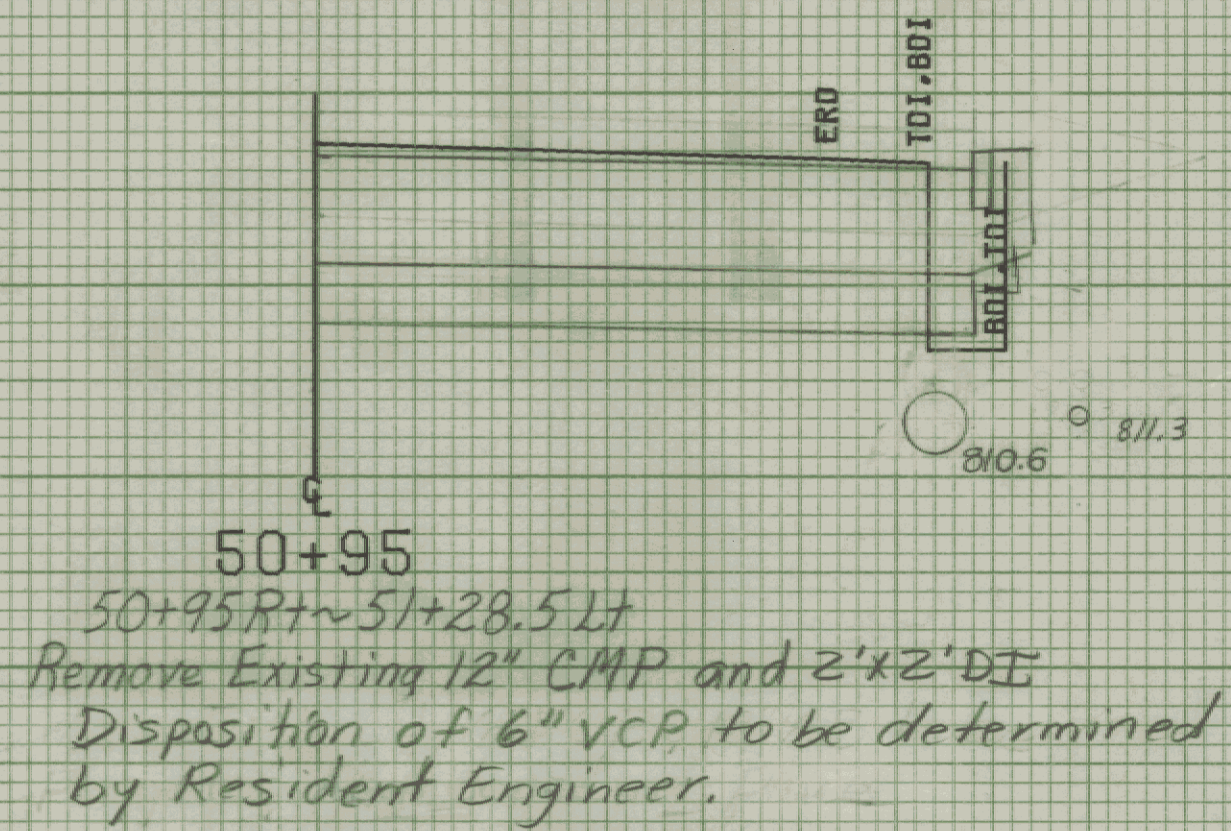


50+95L+~51+03L+  
Removing and Resetting Fence

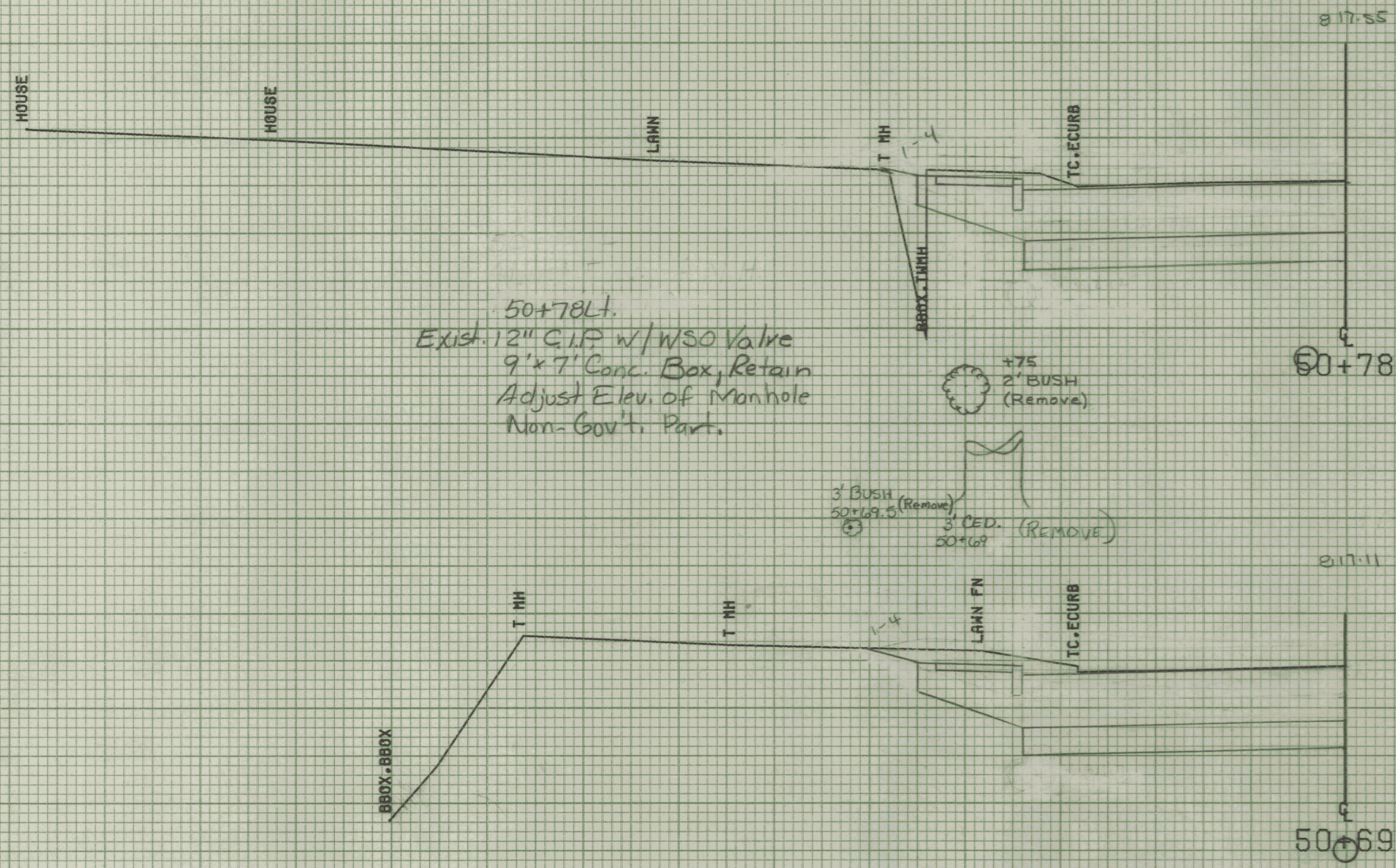
818.38



815

50+95  
50+95R+~51+28.5L+  
Remove Existing 12" CMP and 2'x2' DE  
Disposition of 6" VCP to be determined  
by Resident Engineer.

PC 50+87.85  
Dc 12°00'R+  
N.C.



50+78L+  
Exist. 12" C.I.P. w/ WSO Valve  
9'x7' Conc. Box, Retain  
Adjust Elev. of Manhole  
Non-Gov't Part.

50+69L+  
12" C.I.P. w/ WSO Valve  
9'x7' Conc. Box, Retain  
50+66L+~50+75L+  
Removing and Resetting Fence

50+64L+  
Begin Vertical Granite Curb  
50+58L+ Exist. Sewer Manhole w/ 2-6" VCP's  
and a 8" PCP - Retain  
Adjust Elev. of Manhole Non-Gov't Part.

815

815

815

50+58