

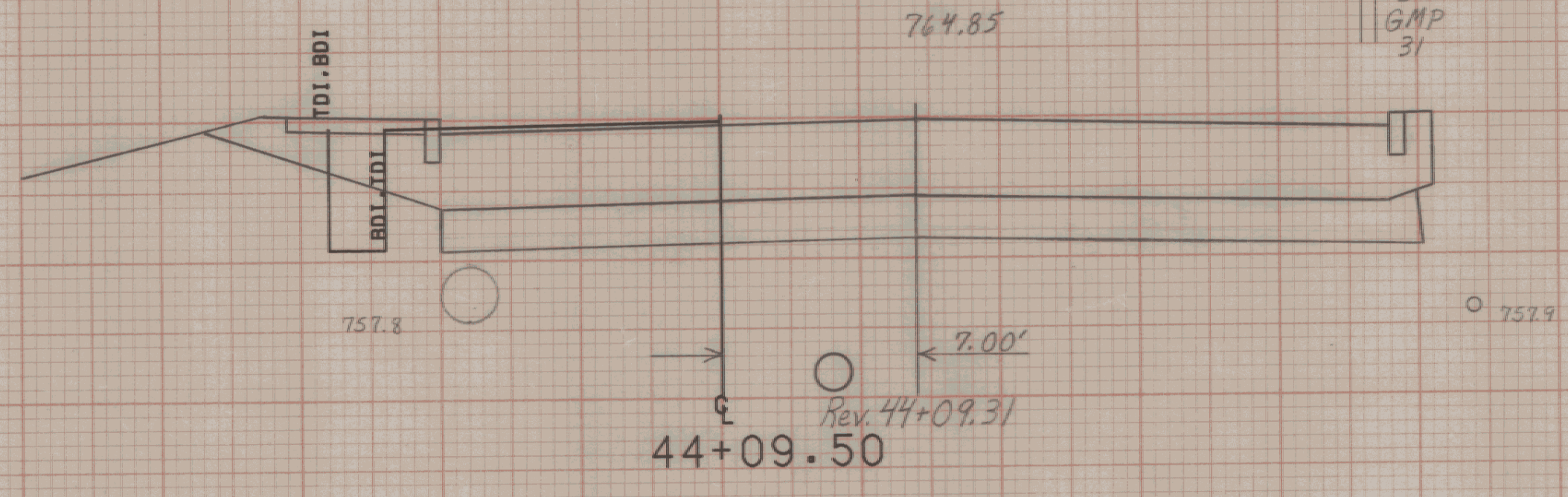
Rev. 44+10 Lt
 Remove Existing 2'x2' DI
 & 12"x32' CMP

+39
 12" Spr
 (Save)

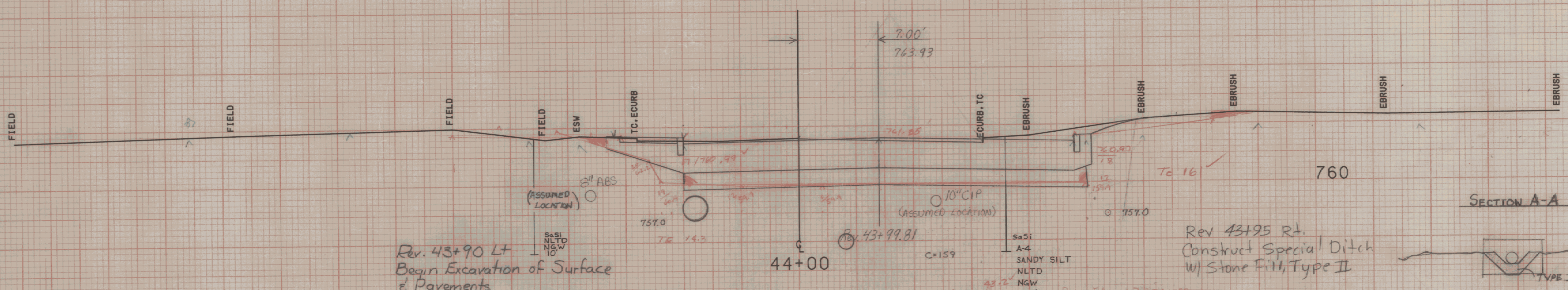
44+21
 LILAC
 (Save)

I.P.
 44+16.5

44+19.5
 NET
 51
 GMP
 31




760



760

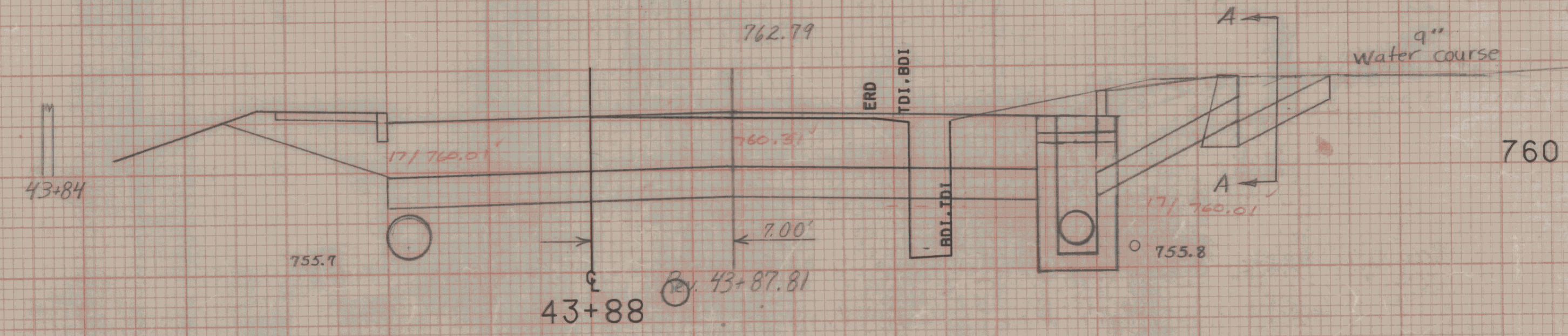
SECTION A-A



Rev. 43+90 Lt
 Begin Excavation of Surface
 & Pavements

Rev 43+95 Rt.
 Construct Special Ditch
 w/ Stone Fill, Type II

Rev 43+90 Rt ~ Rev 43+97 Rt.
 New 12"x12" CSP (.064) w/ Headwall and
 Inlet Ditch Lined w/ Stone Fill, Type I
 Rev 43+90 Rt.
 End New 18"x40" PCCSP (.064) or CAAP (.060)



760

| | |
|-----------------|----------------------|
| FROM STA. 43+88 | TO STA. 44+09.50 |
| PROJECT NAME | MONTPELIER |
| NO. MEGC | M6400 (7) |
| SURVEYED BY | KASTNER-MOREAU 06/85 |
| SHEET 201 | OF 335 SHEETS |

SCALE 5 FEET