MAILBOX DETAIL

NOTES

1. ONLY LIGHTWEIGHT MAILBOXES MADE OF LIGHT SHEET METAL OR PLASTIC SHALL BE USED. MAILBOXES SHALL MEET REQUIREMENTS AND APPROVAL OF THE U.S. POSTAL SERVICE.
2. AN ALTERNATE MAILBOX SUPPORT STRUCTURE DESIGN AND CONSTRUCTION MAY BE USED AS LONG AS PROVEN CRASHWORTHY AND MEETS GUIDELINES AS SET OUT IN AASHTO'S "GUIDE FOR ERECTING MAILBOXES ON HIGHWAYS". SUPPORT STRUCTURE SHALL ALSO MEET REQUIREMENTS OF THE U.S. POSTAL SERVICE.
3. MAILBOX TURNOUT SHALL MEET B-17 STANDARD AS SET OUT IN "STATE OF VERMONT AGENCY OF TRANSPORTATION DESIGN STANDARDS FOR ROAD AND BRIDGE CONSTRUCTION".
4. IF THE STANDARD TURNOUT OFFSET CANNOT BE ATTAINED DUE TO RIGHT-OF-WAY CONSTRAINTS OR OTHER REASONS THE TURNOUT SHALL BE MODIFIED AS DIRECTED BY THE ENGINEER.

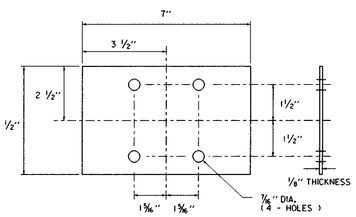

ANTI-TWIST DEVICE DETAIL FOR METAL PIPE

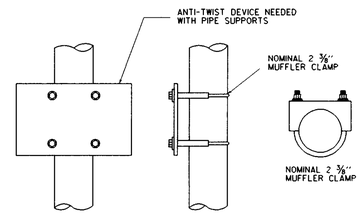

ANTI-TWIST DEVICE ASSEMBLY FOR METAL PIPES
(USED FOR SINGLE AND MULTIPLE INSTALLATIONS)

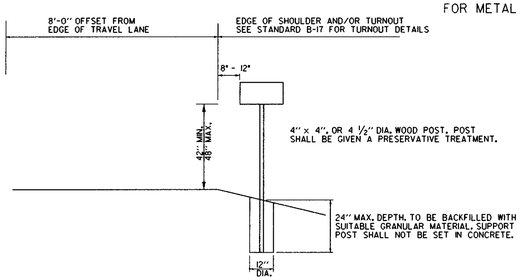

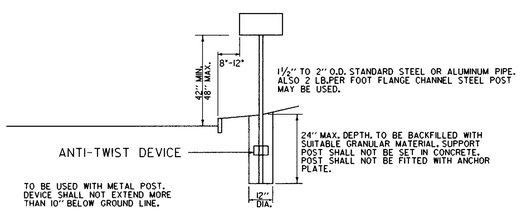

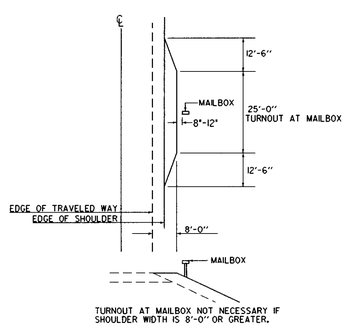

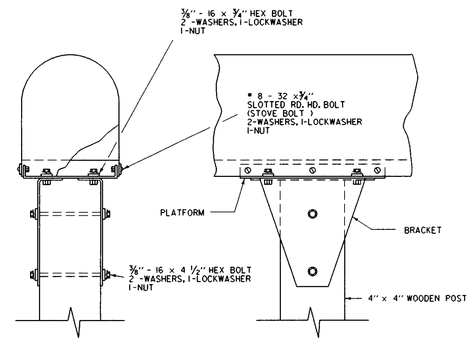

MAILBOX ASSEMBLY SINGLE SUPPORT

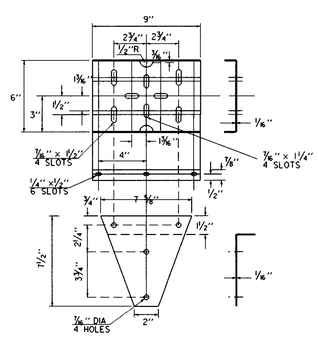

PLATFORM AND BRACKET DETAIL FOR METAL OR WOOD POSTS
(USED FOR SINGLE AND MULTIPLE BOXES)

SINGLE MAILBOX SUPPORT

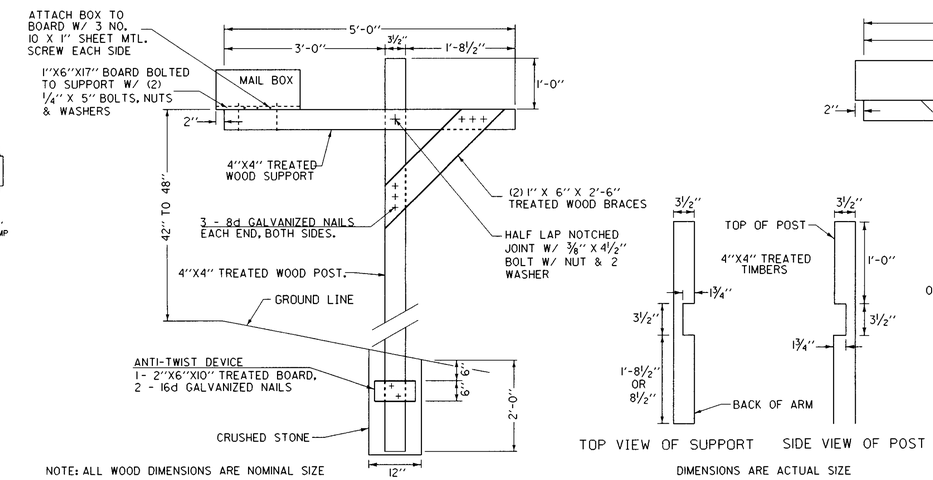

NOTE: ALL WOOD DIMENSIONS ARE NOMINAL SIZE

CANTILEVER TYPE MAILBOX SINGLE SUPPORT

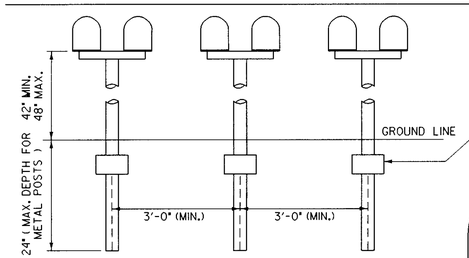

SPACING FOR MULTIPLE POST INSTALLATION

SHELF FOR TWO BOXES

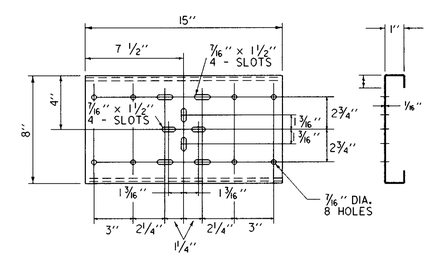

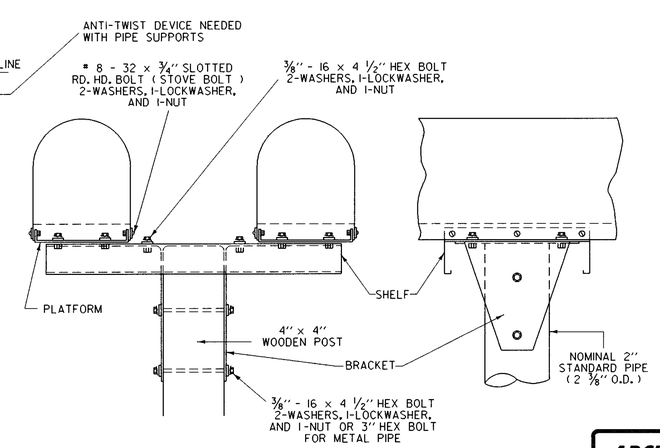

MULTIPLE MAILBOX SUPPORT

ARCHIVED ON CADD

DATUM
VERTICAL N/A
HORIZONTAL N/A

SURVEYED BY	N/A	DATE	N/A
DRAWN BY	const	DATE	9-90
SQUAD LEADER	SHERIDAN		
DESIGN FILE NO.	/usr/const/76b033/cb033a		
PRF FILE	76B033MB.PRF	DATE PLOTTED	27-FEB-1996
PROJ. NAME	MONTPELIER		
PROJ. NO.	MEGC M 6400(7)		
SHEET 145 OF 335 SHEETS			