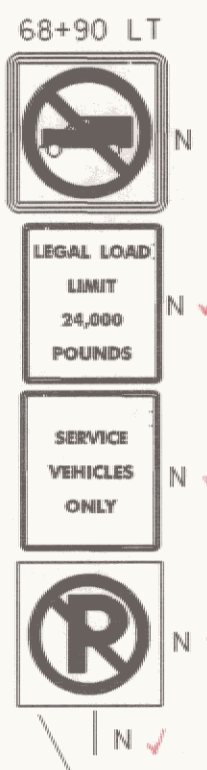


MATCH LINE



REMOVING SIGNS
0 3-EA.

DURABLE 4" WHITE LINE
68+00 ~ 69+00 LT & RT

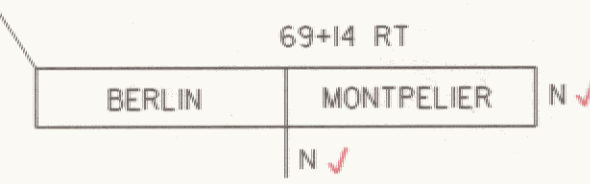
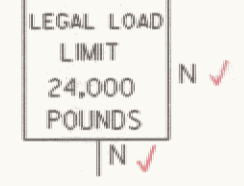
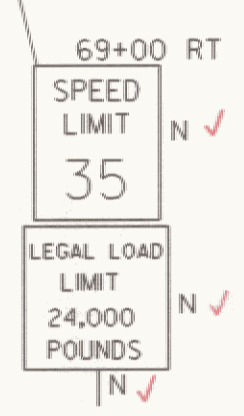
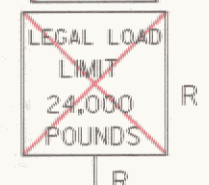
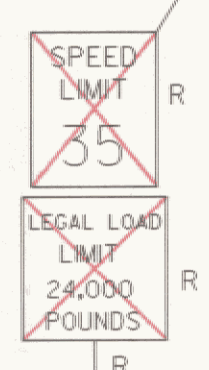
DURABLE 4" YELLOW LINE
68+00 ~ 69+00 C

~~4" WHITE LINE~~
68+00-69+10, 11' LT.
68+00-69+10, 11' RT.

~~TEMPORARY 4" YELLOW LINE~~
68+00-69+10 CL (DBL.)

~~4" YELLOW LINE~~
68+00-69+10 CL (DBL.)

+00 69+00



REMOVE AND SALVAGE FOR PICKUP
BY TOWN OF BERLIN.

**ARCHIVED
ON CADD**

DATUM
VERTICAL NGVD 1929
HORIZONTAL N/A

SURVEYED BY MOREAU DATE 7-85
DRAWN BY COTA/NAILOS DATE 4-88
SQUAD LEADER SHERIDAN
DESIGN FILE NO. ZG0: [50, 116] PETED. DGN: 1
IPARM PETEDS11.PRF DATE 20-FEB-1996
FILE PLOTTED
PROJ. NAME MONTPELIER
PROJ. NO. MEGC M 6400(7)
SHEET 123 OF 355 SHEETS