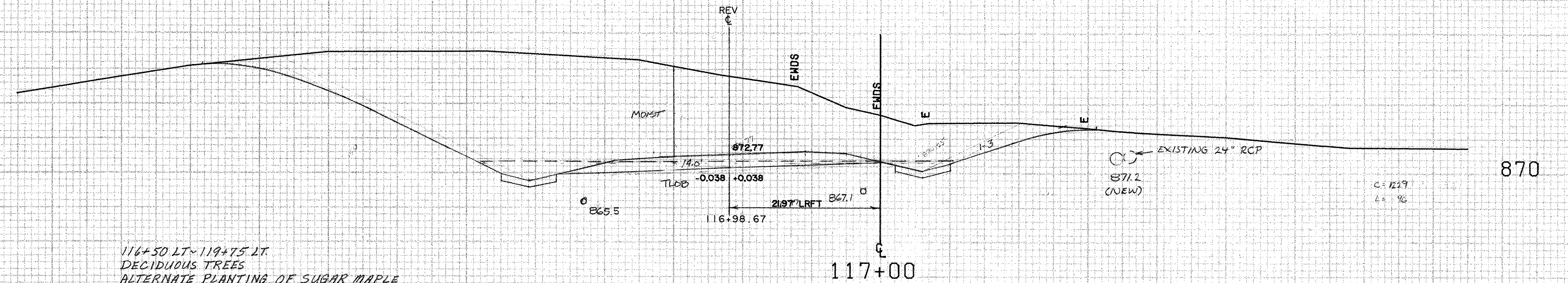
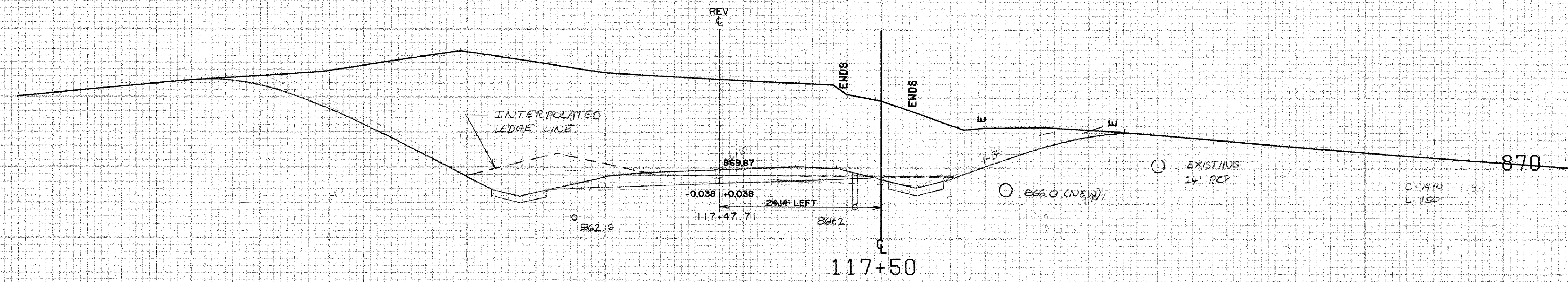
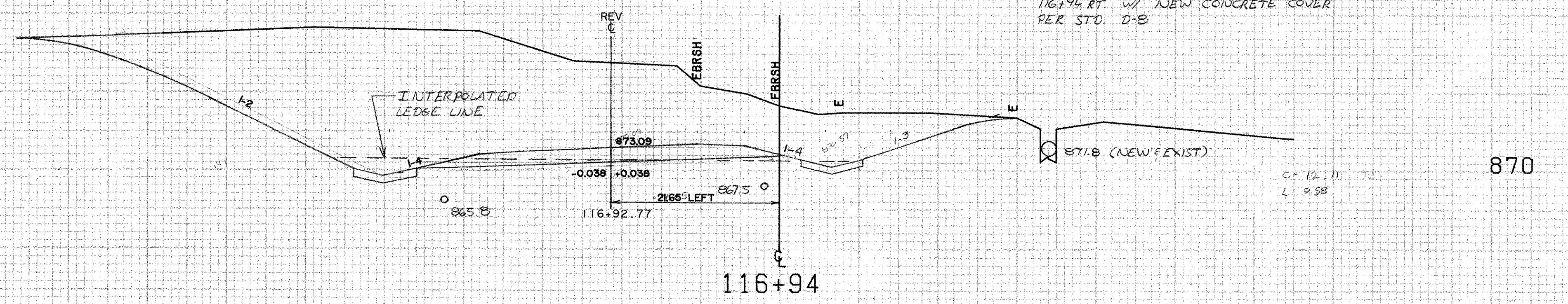


+87  
 14  
 139  
 2-5  
 51



116+50 LT ~ 119+75 LT  
 DECIDUOUS TREES  
 ALTERNATE PLANTING OF SUGAR MAPLE  
 AND WHITE ASH  
 (9 SUGAR MAPLE, 8 ASH)  
 (45' ± LT, AS SOIL CONDITIONS ALLOW, 20' C-C)

116+94 ~ 118+02 RT  
 NEW 24" X 116' RCSP (C66)  
 OR CAP (C66) OR RCP II  
 REMOVE B\* ± EXISTING 24" RCP  
 & PLUG END OF REMAINING PIPE W/  
 CONC. CL B  
 REMOVE & REPAIR EXISTING DI TOP @  
 116+94 RT. W/ NEW CONCRETE COVER  
 PER STD. D-B



FROM STA.	116+94	TO STA.	117+50
PROJECT NAME	EAST MONTPELIER MAIN		
NO.	R80246(1)	PLOTTED	02/24/83
SURVEYED BY	LAVALLEE	JAN82	
SHEET	39	OF	128 SHEETS

SCALE 10 FEET