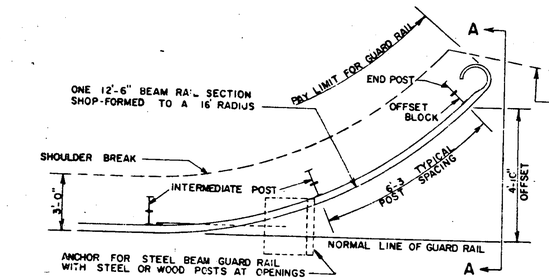

APPROACH END DETAIL

(NOT APPROVED FOR USE WHERE V > 40 MPH)

DIRECTION OF TRAFFIC

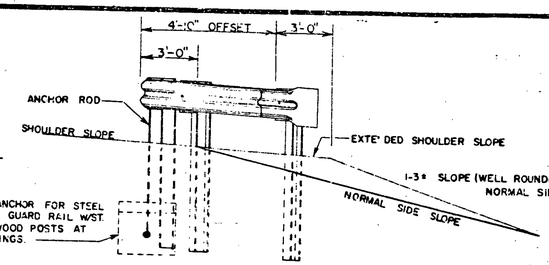

SECTION A-A

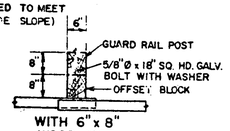

WITH 6" x 8" WOOD POST

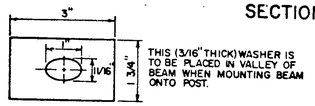

THIS (3/16" THICK) WASHER IS TO BE PLACED IN VALLEY OF BEAM WHEN MOUNTING BEAM ONTO POST.

POST WASHER 'A'

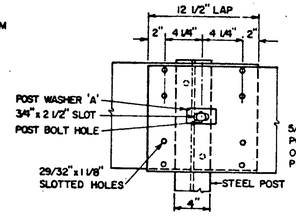

ELEVATION OF GUARD RAIL SPLICE AT POST

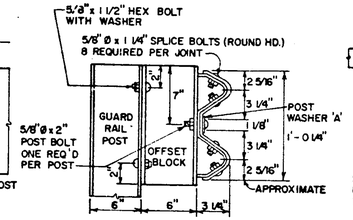

CROSS SECTION THROUGH GUARD RAIL SPLICE

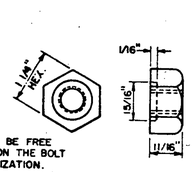

THE NUT MUST BE FREE RUNNING FIT ON THE BOLT AFTER GALVANIZATION.

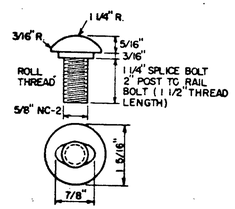

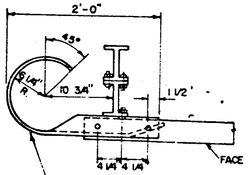

TERMINAL SECTION

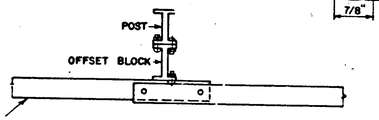

PLAN

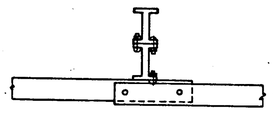

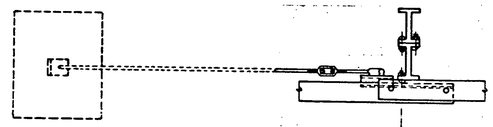

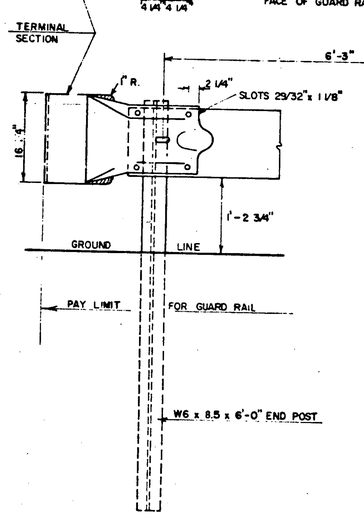

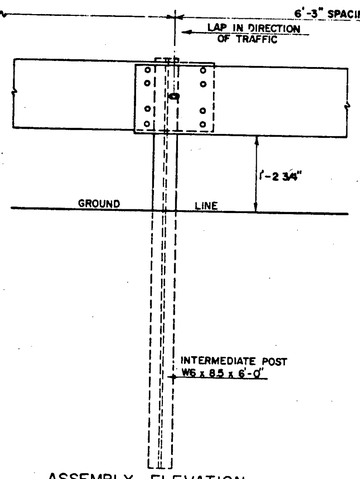

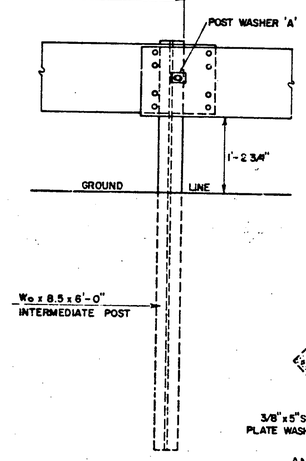

ASSEMBLY ELEVATION

STANDARD SHEET G-1 TO BE USED IN CONJUNCTION WITH THIS SHEET WHEN ANCHOR FOR STEEL BEAM GUARD RAIL WITH STEEL OR WOOD POSTS AT OPENINGS IS REQUIRED.

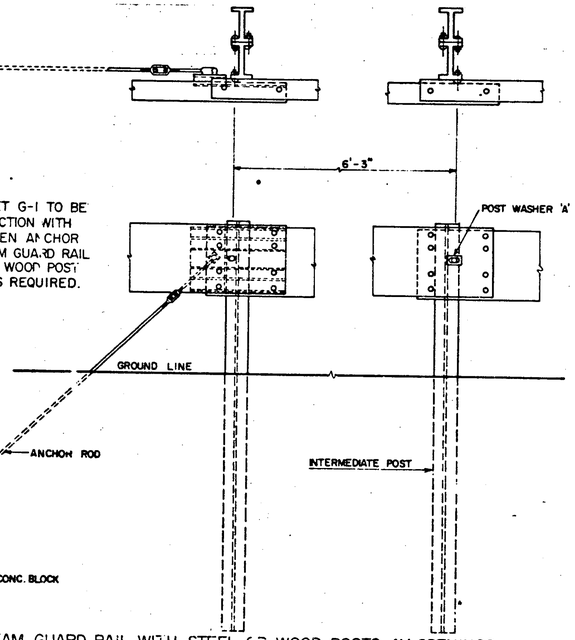

ANCHOR FOR STEEL BEAM GUARD RAIL WITH STEEL OR WOOD POSTS, AT OPENINGS

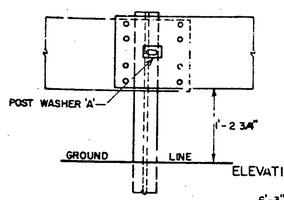

ELEVATION

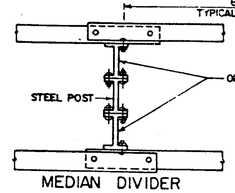

MEDIAN DIVIDER

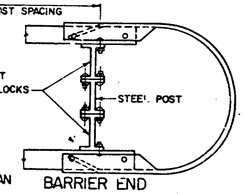

PLAN

BARRIER END

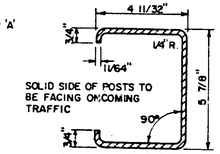

SOLID SIDE OF POSTS TO BE FACING ONCOMING TRAFFIC

ALL POSTS IN A GIVEN RUN OF BARRIER TO BE UNIFORM

ALTERNATE POST

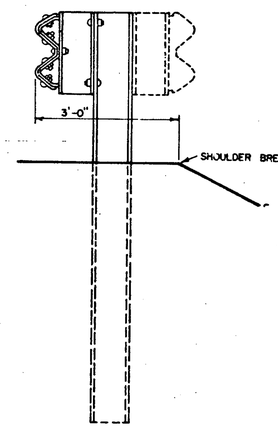

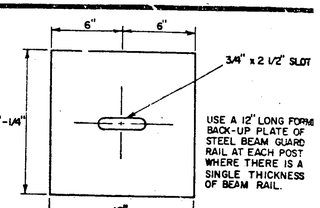

USE A 12" LONG FORM BACK-UP PLATE OF STEEL BEAM GUARD RAIL AT EACH POST WHERE THERE IS A SINGLE THICKNESS OF BEAM RAIL.

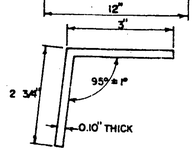

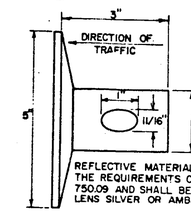

REFLECTIVE MATERIAL SHALL MEET THE REQUIREMENTS OF SUBSECTION 750.09 AND SHALL BE OF ENCAPSULATED LENS SILVER OR AMBER.

THIS REFLECTORIZED ALUMINUM WASHER IS TO BE PLACED IN VALLEY OF BEAM WHEN MOUNTING BEAM ONTO EACH FIFTH POST. WASHER SHALL MEET SPECIFICATION REQUIREMENTS FOR A.S.T.M. B-209 ALLOY 5052-H-32.

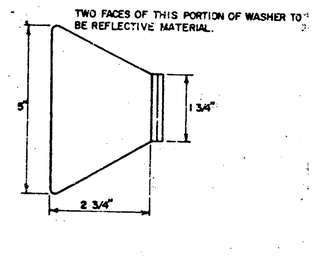

SIDE ELEVATION OF POST FOR SHOULDER OR MEDIAN INSTALLATION

BEAM	MIN. GAGE	TENSILE STRENGTH LBS.)	RAIL OR JOINT BEAM STRENGTH			
			TRAFFIC FACE UP		TRAFFIC FACE DOWN	
			LOAD (LBS)	MAXIMUM DEFLECTION (INCHES)	LOAD (LBS)	MAXIMUM DEFLECTION (INCHES)
STANDARD	12	80,000	1,500	2"	1,200	2"
			2,000	3"	1,600	3"
HEAVY DUTY	10	100,000	2,000	2"	1,600	2"
			3,000	3"	2,400	3"

STRENGTH - THE RAIL ELEMENT SHALL BE DESIGNED TO MEET THE REQUIREMENTS OF THE ABOVE TABLE

THE POST CONNECTION SHALL WITHSTAND A 5,000 POUND SIDE PULL IN EITHER DIRECTION.

ALL METAL PARTS SHALL BE GALVANIZED.

ALL WOOD POSTS SHALL BE GIVEN A PRESERVATIVE TREATMENT.

STANDARD STEEL BEAM TO BE 12 GAGE AND THE HEAVY DUTY TO BE 10 GAGE.

REVISIONS & CORRECTIONS

SEPT. 10, 1976 – MINIMUM LENGTH & ADVANCE OF NEED NOTES REMOVED.
MAR. 2, 1977 – ROUND WOOD POSTS REMOVED.
SEPT. 12, 1977 – REFERENCE TO ROUND WOOD POSTS REMOVED.
MAY 29, 1979 NOTE ON REFLECTIVE MATERIAL CHANGED
APRIL 28, 1980 – APPROACH END DETAILS REDRAWN
DEC. 16, 1980 – INCREASED SHOULDER WIDENING FOR GUARD RAIL.

APPROVED: May 6, 1976
DATE

E H Stickney by RCM
CHIEF ENGINEER

RO Munn
ASST. CHIEF ENGINEER

Louis C Jones
HIGHWAY ENGINEER

GUARD RAIL, STANDARD STEEL BEAM WITH STEEL POSTS, TYPE II
GUARD RAIL, STANDARD STEEL BEAM WITH WOOD POSTS, TYPE II
GUARD RAIL, HEAVY DUTY STEEL BEAM WITH STEEL POSTS, TYPE II
GUARD RAIL, HEAVY DUTY STEEL BEAM WITH WOOD POSTS, TYPE II

VERMONT AGENCY OF TRANSPORTATION

STANDARD
G-1d